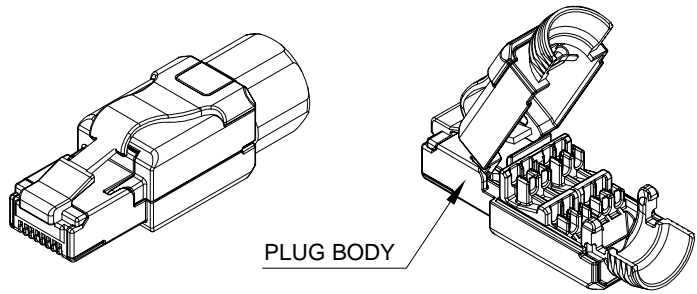


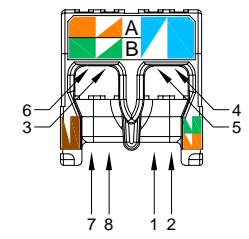
DATE	REV	ECN	APP'D. BY
09/18/18	A0	Released	DC
09/12/19	A1	11446	AB
10/16/19	A2	11459	AB
04/28/20	A3	11542	AB
03/02/21	A4	11709	AB



PLUG BODY

WIRE GUIDE CAP

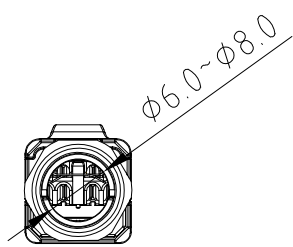
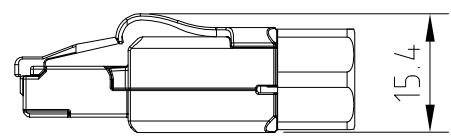
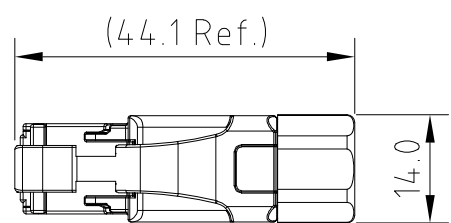
STRAIN RELIEF NUT



COMPONENTS		
ITEM	PART NAME	Q'TY
1	PLUG BODY	1
2	STRAIN RELIEF NUT	1
3	WIRE GUIDE CAP	1

TRANSMISSION PERFORMANCE
Meet all requirements specified in Patch Cord requirement of ANSI/TIA-568-C.2, Category 6A

ELECTRICAL
Electrical Insulation Resistance: 500MQ min. @100V DC
Dielectric Withstanding Voltage: IEC 60603-7
Contact to Contact: 1000 VDC or AC Peak
Contact to Shield: 1500 VDC or AC Peak

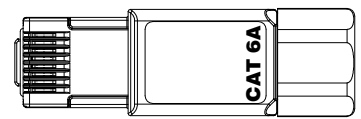
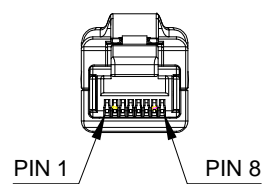


WIRE MAP		
PIN #	TIA / EIA 568A	TIA / EIA 568B
1	WHITE/GREEN	WHITE/ORANGE
2	GREEN	ORANGE
3	WHITE/ORANGE	WHITE/GREEN
4	BLUE	BLUE
5	WHITE/BLUE	WHITE/BLUE
6	ORANGE	GREEN
7	WHITE/BROWN	WHITE/BROWN
8	BROWN	BROWN

MECHANICAL
IDC Wire Gauge : 22 ~ 26 AWG
This product works with 26 AWG, but cannot have been previously used with any other wire gauge if being used with 26 AWG.

PHYSICAL
Housing : Zinc-alloy fully shielded
Contact pin : Phosphor Bronze Alloy Plated With 50 micro-inch of Gold
IDC : Phosphor Bronze Alloy With 100 micro-inch 100% Sn Alloy

SS-39300-002
PART NUMBER



THIRD ANGLE PROJECTION
DO NOT SCALE DRAWING
DRAWING IS SUBJECT TO CHANGE WITHOUT NOTICE
DIMENSIONS: METRIC
UNLESS OTHERWISE SPECIFIED TOLERANCES ARE ±0.2 ANGLES ARE ± 1°
SHEET NO. 1 OF 1

stewart CONNECTOR a bel group
11118 Susquehanna Trail South
Glen Rock, PA 17327-9199
(717) 235-7512
<http://www.stewartconnector.com>

TITLE: CAT 6A FIELD TERMINATED PLUG

THIS DRAWING AND THE SUBJECT MATTER SHOWN THEREON ARE CONFIDENTIAL AND THE PROPRIETARY PROPERTY OF STEWART CONNECTOR AND SHALL NOT BE REPRODUCED, COPIED, OR USED IN ANY MANNER WITHOUT PRIOR WRITTEN CONSENT OF STEWART CONNECTOR. ONE OR MORE U.S. PATENTS MAY APPLY TO THIS PRODUCT. FOR DETAILS, PLEASE VISIT: [HTTP://BELFUSE.COM/STEWART/STEWART_PATENTS/](http://BELFUSE.COM/STEWART/STEWART_PATENTS/)

DRN BY: JM	DATE 09/13/18
APPD BY: DG	DATE 09/18/18
DWG NO. CT390202	REV. A4