



C301313A Series



Halogen Free

1. Features of C301313A Series :

- 28.0 × 26.0mm Max.(L×W), 19.0mm Max. Height.
- Inductance range: 1.0mH~20.0mH, Custom values are welcomed.
- AC common mode noise filter for Power Supplies and Lighting Application.
- Rated Voltage: 250VAC.
- Dielectric strength:1500Vrms,winding to winding.
- UL 94 V-0 Material
- Operating temperature: -40 to +125°C.
- RoHS & HF compliance Components.

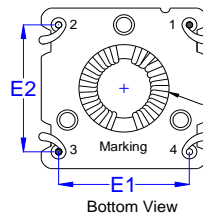
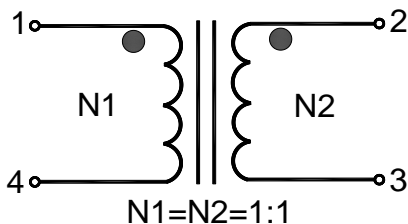
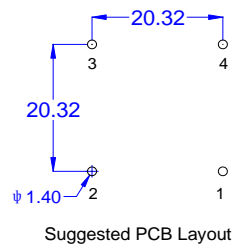
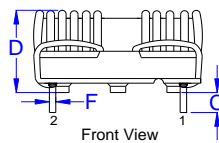
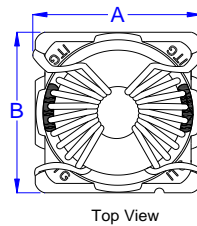


2. Electrical Characteristics of C301313A Series:

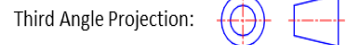
ITG Part Number	OCL(PIN1-4/3-2) ¹ (mH) ± 30%	DCR (mΩ) Max. @25°C	I _{rated} ² (A) Max. @25°C	Dim. A (mm) Max.	Dim. D (mm) Max.
C301313A-102NHF	1.00	14.00	8.20	28.00	19.00
C301313A-202NHF	2.00	30.00	5.60	27.50	19.00
C301313A-302NHF	3.00	47.00	4.50	27.50	18.50
C301313A-502NHF	5.00	87.00	3.30	27.00	18.50
C301313A-103NHF	10.00	197.00	2.20	26.50	18.50
C301313A-203NHF	20.00	370.00	1.60	26.50	18.50

3. Mechanical Dimension of C301313A Series (Unit:mm):

A Max.	B ±0.30	C ±0.50	D Max.	E1 ±0.50	E2 ±0.50	F ±0.10
See table above	25.70	3.20	See table above	20.32	20.32	Φ1.00



The diameter of hole of Base:14.0; ±0.5mm



Notes:

1. Open Circuit Inductance (OCL) measured at 10KHz,0.05V @ 25°C.
2. I_{rated}: Irate is defined as the applied current level that cause 40 °C temperature rise without force air flow.
3. Impedance measures with both windings in parallel and at ambient temperature(25°C).

*Due to continuous product improvement, all specifications are subject to change without prior notice. Kindly contact an ITG field application engineer or a sales representative prior to purchase.



4. Impedance vs Frequency Curve of C301313A Series :

