

NOTES:

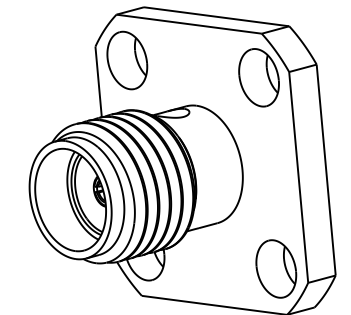
1. MATERIALS AND FINISHES:
 BODY - STAINLESS STEEL, GOLD PLATING
 CONTACT - BERYLLIUM COPPER, GOLD PLATING
 INSULATOR - PTFE
2. ELECTRICAL:
 A. IMPEDANCE: 50 OHM
 B. FREQUENCY RANGE: DC - 18 GHz
 C. VSWR(RETURN LOSS): 1.15 (-23 dB), MAX.
 D. DIELECTRIC WITHSTANDING VOLTAGE: 1000 VRMS, MIN.
3. MECHANICAL:
 A. DURABILITY: 500 CYCLES MIN.
 B. TEMPERATURE RANGE: -65° C TO +165° C
4. PACKAGING:
 A. QUANTITY: SINGLE PACK
 B. MARKING: PACKAGING TO BE MARKED
 "AMPHENOL RF, PART NUMBER, AND DATE CODE"

5. ORDERING INFORMATION:
 A. ADDITIONAL CANDLESTICK LENGTHS ARE AVAILABLE
 B. CHANGE XXX TO DESIRED CONTACT PROJECTION AND
 YYY TO DESIRED INSULATOR PROJECTION LENGTH IN INCHES.
 [.705 MAX. CONTACT PROJECTION, .100 MIN. CONTACT PROJECTION]
 C. EXAMPLE: 901-IGB100000AE HAS CONTACT PROJECTION OF .100 [2.54]
 AND NO INSULATOR PROJECTION,
 AS SHOWN IN "VIEW A".
 901-IGB705590AM HAS CONTACT PROJECTION OF .705 [17.91] AND
 INSULATOR PROJECTION OF .590 [14.99],
 AS SHOWN IN "VIEW B".
 D. CONTACT AMPHENOL RF MARKETING FOR QUOTE AND MORE INFORMATION.

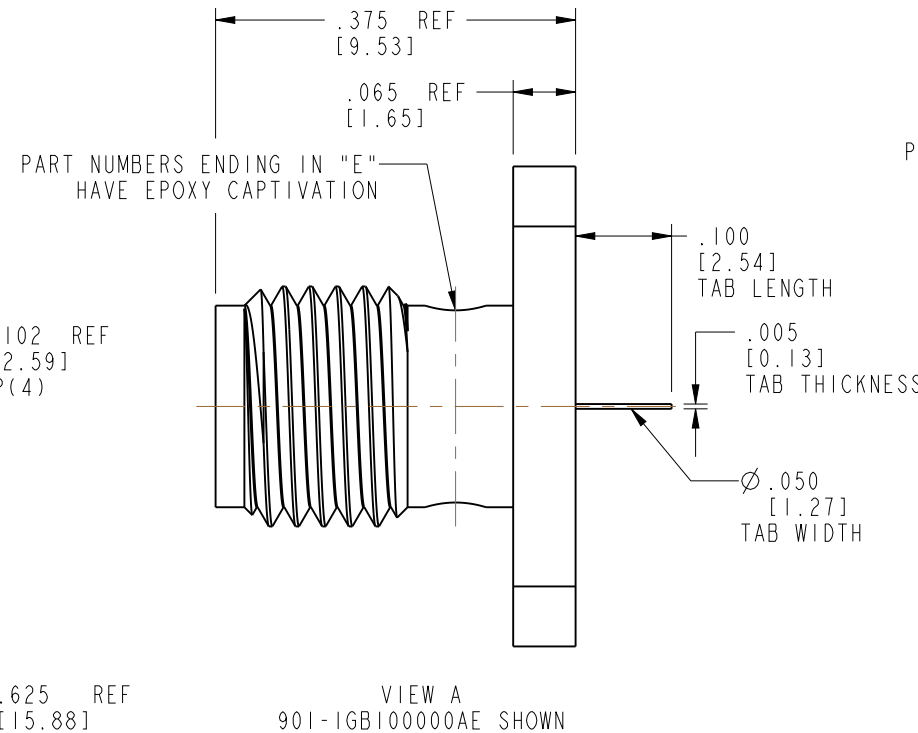
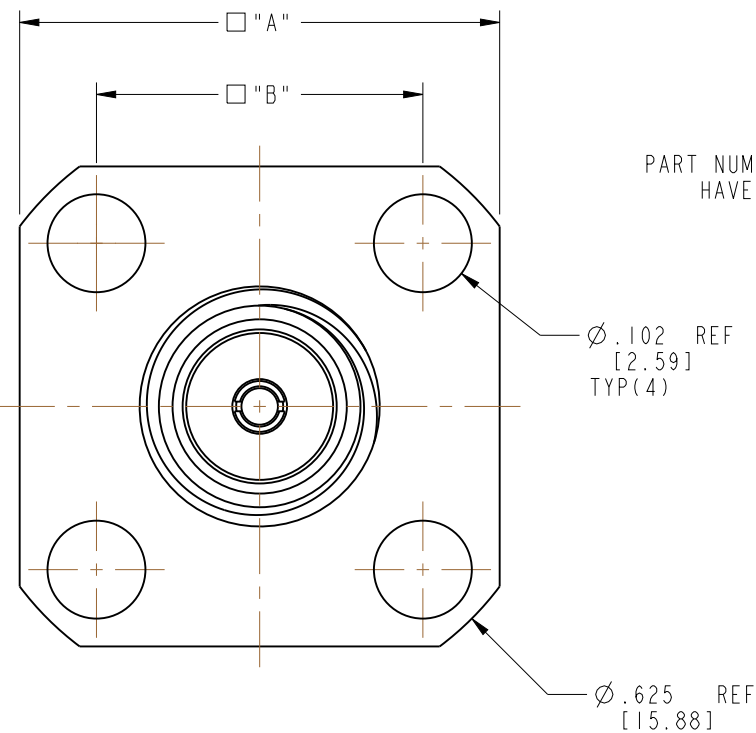
THIRD ANGLE PROJ.

REVISIONS

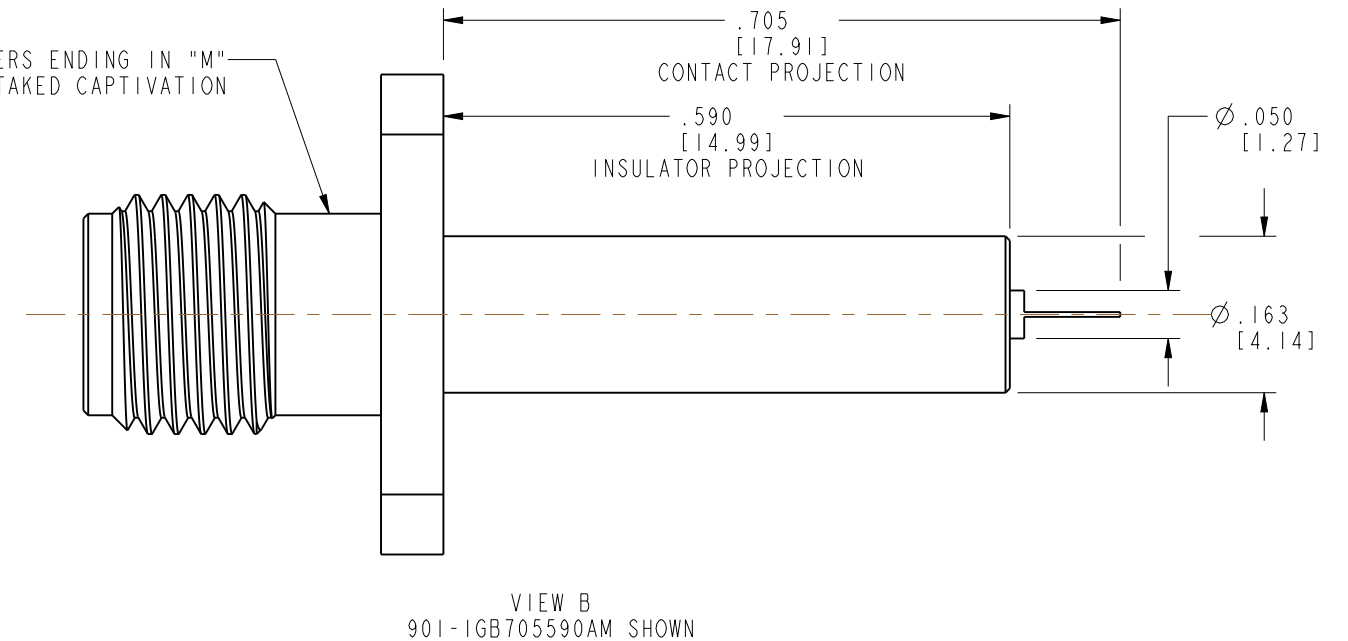
REV	DESCRIPTION	DATE	ECO	APPR
A	RELEASE TO MANUFACTURING	09-Aug-19	12530	CJV



SCALE 3.000



PART NUMBERS ENDING IN "M"
HAVE STAKED CAPTIVATION



DRAWING NO.	"A" IN [MM]	"B" IN [MM]	CAPTIVATION
901-IGBXXXXYYAE	.375 [9.53]	.250 [6.35]	EPOXY
901-IGBXXXXYYAM	.375 [9.53]	.250 [6.35]	MECHANICAL
901-2GBXXXXYYAE	.500 [12.70]	.340 [8.64]	EPOXY
901-2GBXXXXYYAM	.500 [12.70]	.340 [8.64]	MECHANICAL
901-3GBXXXXYYAE	.687 [17.45]	.375 [9.53]	EPOXY
901-3GBXXXXYYAM	.687 [17.45]	.375 [9.53]	MECHANICAL
901-4GBXXXXYYAE	1.000 [25.40]	.689 [17.50]	EPOXY
901-4GBXXXXYYAM	1.000 [25.40]	.689 [17.50]	MECHANICAL

CUSTOMER OUTLINE DRAWING
ALL OTHER SHEETS ARE FOR INTERNAL USE ONLY

UNLESS OTHERWISE SPECIFIED, DIMENSIONS ARE IN INCHES AND TOLERANCES ARE:
 2 PLACE DECIMAL 3 PLACE DECIMAL ANGLES
 ±.015 (0,381 mm) ±.005 (0,127 mm) ± 1°

NOTICE - These drawings, specifications, or other data (1) are, and remain the property of Amphenol corp. (2) must be returned upon request; and (3) are confidential and not to be disclosed to any person other than those to whom they are given by Amphenol Corp. the furnishing of these drawings, specifications, or other data by Amphenol Corp., or to any other person to anyone for any purpose is not to be regarded by implication or otherwise in any manner licensing, granting rights to permitting such holder or any other person to manufacture, use or sell any product, process or design, patented or otherwise, that may in any way be related to or disclosed by said drawings, specifications, or other data.

MATERIAL
SEE NOTES

REFERENCE
EAR: 7643
REF: 901-9215-3CCSF

CONFIGURATION LEVEL: In Work
FINISH

DRAWN
C. VIGORITO

ENGINEER
C. VIGORITO

APPROVED
K. CAPOZZI

CAD FILE

DATE
08-Mar-19

DATE
08-Mar-19

DATE
09-Aug-19

TITLE
SMA PANEL JACK, TAB CONTACT
STEEL BODY GOLD PLATING
VARIOUS LENGTHS

SCALE: 5.0:1.0 SHEET 2 OF 2

DWG SIZE
B

REV
A

Amphenol RF
www.amphenolrf.com

DRAWING NO. 901-XGBXXXXYYAX

ITEM NO. 901-XGBXXXXYYAX

PART NO. 901-XGBXXXXYYAX