

NOTES:

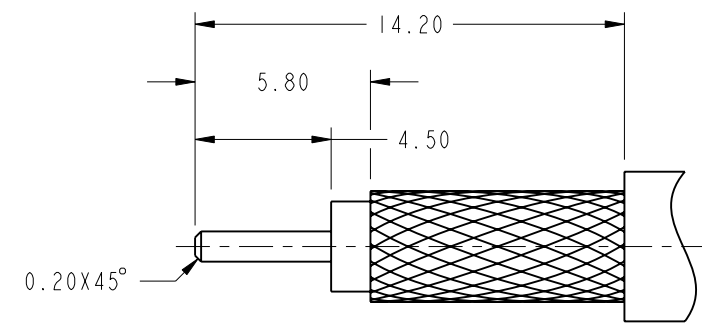
1. MATERIALS AND FINISHES:
 BODY & COUPLING NUT: BRASS, NICKEL PLATING
 CONTACT: BeCu, GOLD PLATING
 BULLET CONTACT: BRASS, GOLD PLATING
 INSULATORS : PTFE, NATURAL
 GASKET: SILICONE RUBBER, RED
 FERRULE: COPPER, NICKEL PLATING
2. ELECTRICAL:
 A. IMPEDANCE: 50 OHM
 B. FREQUENCY RANGE: DC - 6 GHz
 C. VSWR(RETURN LOSS): 1.15 (23.127 dB), MAX.
 D. DIELECTRIC WITHSTANDING VOLTAGE: 1000 VRMS, MIN.
3. MECHANICAL:
 A. DURABILITY: 500 CYCLES MIN.
 B. TEMPERATURE RANGE: -40° C TO +130° C
4. PACKAGING:
 A. QUANTITY: SINGLE PACK
 B. MARKING: BAG TO BE MARKED
 "AMPHENOL RF, 31-6825, AND DATE CODE"
5. CABLE ASSEMBLY INSTRUCTIONS:
 A. TRIM CABLE AS SHOWN.
 B. SLIDE FERRULE AN INSULATOR DISC ONTO CABLE.
 C. SOLDER CABLE CENTER CONDUCTOR TO BULLET CONTACT.
 D. INSERT CABLE WITH FOIL ENTERING CONNECTOR AND BRAID OVER KNURL.
 E. CRIMP FERRULE OVER BRAID WITH 0.255" HEX DIE.
6. RECOMMENDED COUPLING TORQUE : 4-6 IN-LBS.

7. SHOWS CABLE ENTRY DIMENSIONS.

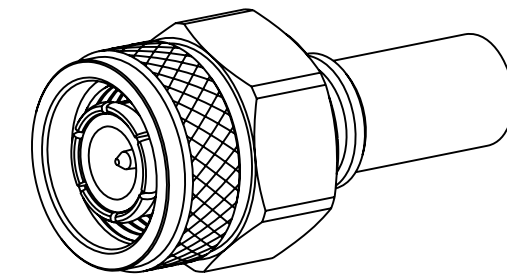
THIRD ANGLE PROJ.

REVISIONS

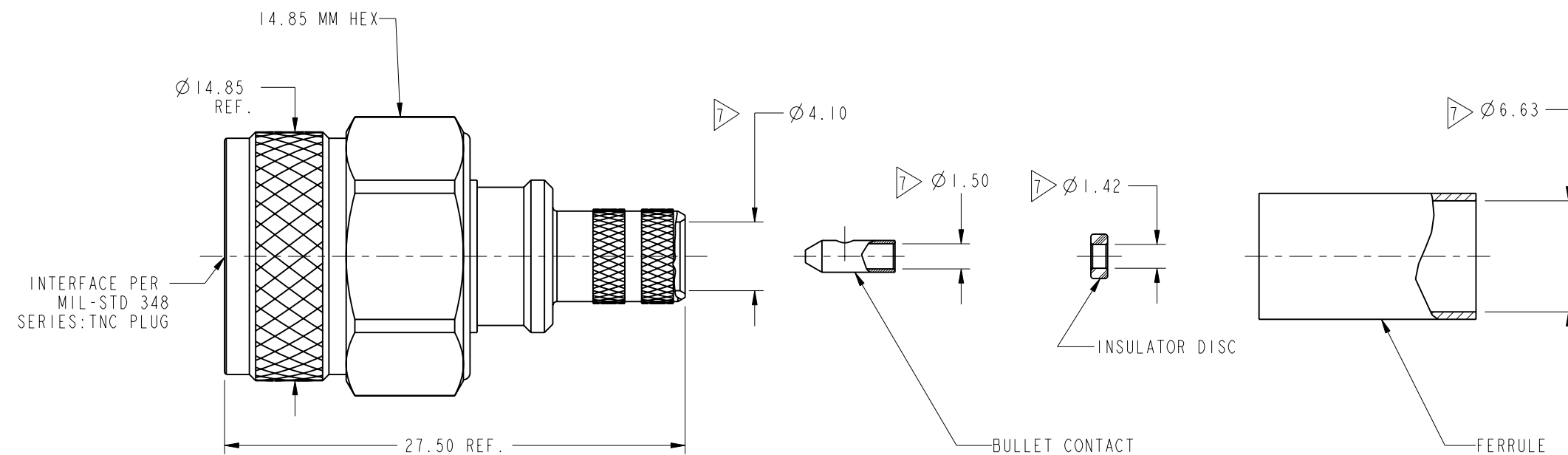
REV	DESCRIPTION	DATE	ECO	APPR
A	RELEASE TO MFG.	21-May-18	08141	KCE



RECOMMENDED CABLE STRIPPING DIMENSIONS



SCALE 2.000



CUSTOMER OUTLINE DRAWING

ALL OTHER SHEETS ARE FOR INTERNAL USE ONLY

<p>UNLESS OTHERWISE SPECIFIED, DIMENSIONS ARE IN METRIC AND TOLERANCES ARE: <0.5mm ± 0.05mm 0.5 - 6mm ± 0.1mm 6 - 30mm ± 0.2mm 30 - 120mm ± 0.3mm ANGLES ± 1°</p> <p>NOTICE - These drawings, specifications, or other data (1) are, and remain the property of Amphenol corp. (2) must be returned upon request; and (3) are confidential and not to be disclosed to any person other than those to whom they are given by Amphenol Corp., the furnishing of these drawings, specifications, or other data by Amphenol Corp., or to any other person to anyone for any purpose is not to be regarded by implication or otherwise in any manner licensing, granting rights to permitting such holder or any other person to manufacture, use or sell any product, process or design, patented or otherwise, that may in any way be related to or disclosed by said drawings, specifications, or other data.</p>	MATERIAL SEE NOTES	DRAWN W. ZENG	DATE 29-May-18	<p>TITLE TNC STR PLUG FOR LMR-240-UF,</p>	<p>Amphenol RF www.amphenolrf.com</p>	
	REFERENCE EAR # 8049	ENGINEER SUNDE	DATE 29-May-18			DRAWING NO. 31-6825
	CONFIGURATION LEVEL: In Work	APPROVED S. HSIEH	DATE 29-May-18	SCALE: 4.0:1.0	SHEET 2 OF 2	ITEM NO. 31-6825
	FINISH	CAD FILE	DWG SIZE B	REV A	PART NO. 31-6825	