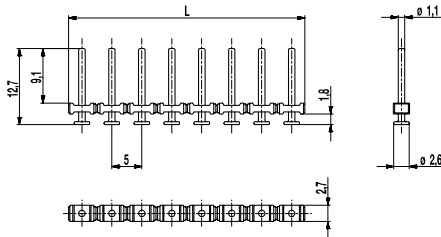


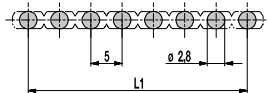
Pin strip for SMD

971-SLR-SMD-1,1

Plug-in area \varnothing 1,1 mm



PCB Layout



$L1 = (\text{No. of poles} - 1) \times \text{pitch}$
Solder paste thickness: 0,15 - 0,2 mm

971-SLR-SMD is a pin strip with a pitch of 5 mm for the application in a reflow soldering process. In contrary to the well-known pin rows 971-SLR and 971-SLR-THR, for which holes in the PCB are necessary, the SMD types of WECO base on true surface assembly. Soldering expands at the end of the pins guarantee optimal retention force on the printed circuit board.

The pin strip 971-SLR-SMD-1,1 comes with a constant pin \varnothing of 1,1 mm at the plug-in area and is usable with WECO plug connectors (see general information); but not with the plug-in connectors of the series 115-F. Furthermore we recommend this pin strip for higher numbers of poles, in order to minimize the plug-in and withdrawal forces here.

Just like all THR versions of WECO also the housings of the SMD series are made out of high temperature resistant plastic material and exhibit a very high CTI value. For the automatic assembling all pin strips of this series are packed in Tape-on-Reel and equipped with high temperature resistant Pick Caps, which can easily be removed after the soldering process.

Part Numbers

No. of poles	971-SLR-SMD-1,1	Length	Pcs
2	12.893.822	9,50	1.000
3	13.893.822	14,50	500
4	14.893.822	19,50	500
5	15.893.822	24,50	250
6	16.893.822	29,50	250
10	20.893.822	49,50	100
12	22.893.822	59,50	100

further number of poles on request

General Information

Pitch	5 mm
No. of poles	2 - 12
Usable with	plug connectors of series 950-FL-DS, 950-TFL-DS, 950-NAF-DS, 950-GFL-DS, 950-NLFL-DS, 950-RFL-DS
Additional Information	Also, please take into consideration the pin strips 971-SLR for wave soldering and 971-SLR-THR for Through-Hole-Reflow.



Technical Data

Overvoltage Category	III	III	II
Pollution Severity Level	3	2	2
Rated Voltage	160 V	160 V	320 V
Rated Impulse Voltage	2,5 kV	2,5 kV	2,5 kV
Rated Insulation Voltage	130 V acc. to EN 60998-1		
Rated Current	10 A		
Soldering process	Reflow solder		

Material

Moulding	PA HT, black, V-0
Comparative Tracking Index	CTI \geq 600
Insulating Group	I
Temperature Range	-40°C up to 150°C; reflow solder temperature (Peak) max. 260°C (15-30 s)
Solder pin	\varnothing 1,1 mm (plug-in area); tin plated brass

Approvals

	Current	Voltage	Group	AWG	Nm
	10	300	B		
	10	300	B		

Options / Accessories

- Other plug pin lengths on request
- Other P.C. pin surfaces on request

Part Numbers: Tape-on-Reel

No. of poles	971-SLR-SMD-1,1	Tape Width	Tape Height	Pcs
2	12.893.822.A00	32 mm	15,9 mm	500
3	13.893.822.A00	32 mm	15,9 mm	500
4	14.893.822.A00	56 mm	15,9 mm	500
5	15.893.822.A00	56 mm	15,9 mm	500
6	16.893.822.A00	56 mm	15,9 mm	500
7	17.893.822.A00	56 mm	15,9 mm	500
8	18.893.822.A00	72 mm	14,9 mm	500
9	19.893.822.A00	72 mm	14,9 mm	500
10	20.893.822.A00	72 mm	14,9 mm	500
11	21.893.822.A00	88 mm	15,8 mm	500
12	22.893.822.A00	88 mm	15,8 mm	500

further number of poles on request