

Molded SMD Power Inductor



ASPI-F7050

Request Samples



Check Inventory



8.4 x 8.0 x 4.8 mm
RoHS/RoHS II Compliant
MSL Level = 1

Features

- Shielded construction
- Soft saturation
- Low DCR, High Efficiency
- Designed for switching frequencies between 100KHz-2MHz

Applications

- Body electronics and comfort system
- Infotainment and entertainment
- Electric vehicles
- Lighting
- Solar inverters and power
- Industrial and robotics
- Medium and high power switch mode power supplies.

Electrical Specifications

Part Number	Inductance	Tolerance	DC Resistance	Saturation Current	Temperature Rise Current
	0.1MHz/0.1V		Max	Max	Typ.
Units	μ H	%	m Ω	A	A
Symbol	L		DCR	Isat	Irms
ASPI-F7050 – 2R2	2.2	20	6.4	17.0	14.0
ASPI-F7050 – 3R3	3.3	20	11.4	14.0	13.0
ASPI-F7050 – 4R7	4.7	20	15.4	13.0	11.0
ASPI-F7050 – 5R6	5.6	20	17.2	11.0	7.0

Test Conditions

Isat: DC current at which the inductance drops 30% from its value without current.

Irms: DC current that causes the temperature rise (ΔT , approximate 40 °C) from 20°C ambient

Operating Temperature: -40°C ~ +125°C (including self-temperature rise)

Storage Condition: -10°C ~ +40°C (in original packaging) and R.H. 60 max

Operating Voltage: 40V (across inductor)

ASPI-F7050 Series is RoHS Compliant and Pb free

MSL level: 1



5101 Hidden Creek Ln Spicewood TX 78669
Phone: 512-371-6159 | Fax: 512-351-8858
For terms and conditions of sales, please visit:
www.abracon.com

REVISED: 06-28-21

ABRACON IS
ISO9001-2015
CERTIFIED

Molded SMD Power Inductor



ASPI-F7050

Request Samples

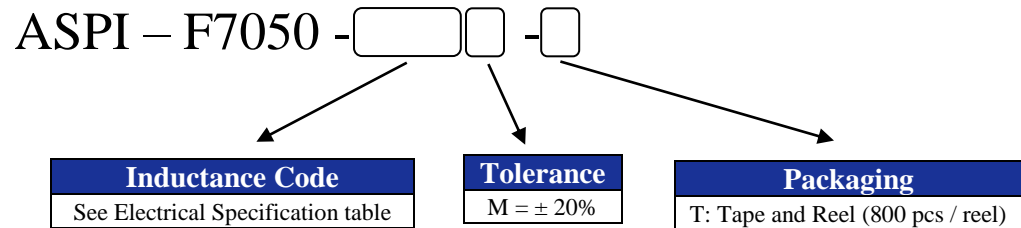


Check Inventory

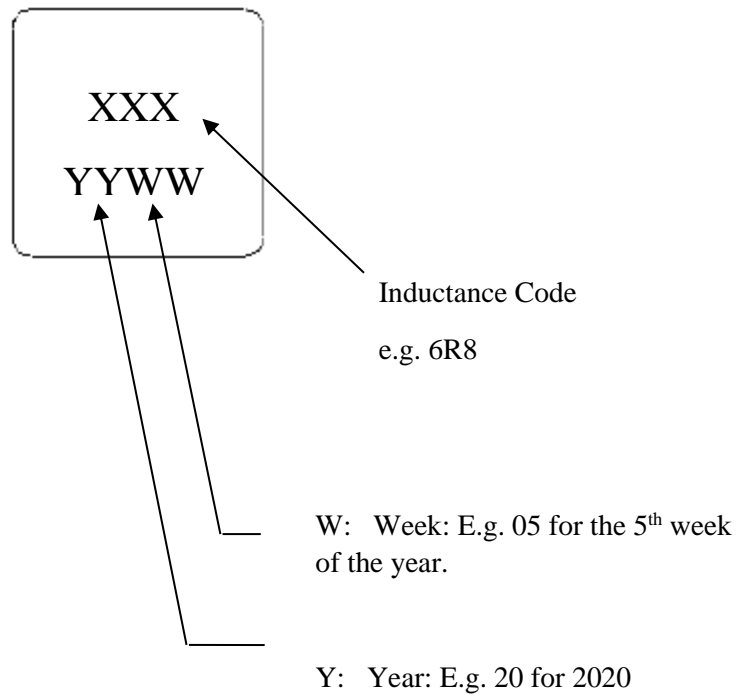


8.4 x 8.0 x 4.8 mm
RoHS/RoHS II Compliant
MSL Level = 1

Part Number Identification



Marking



Marking Method = Ink Marking

Molded SMD Power Inductor



ASPI-F7050

Request Samples

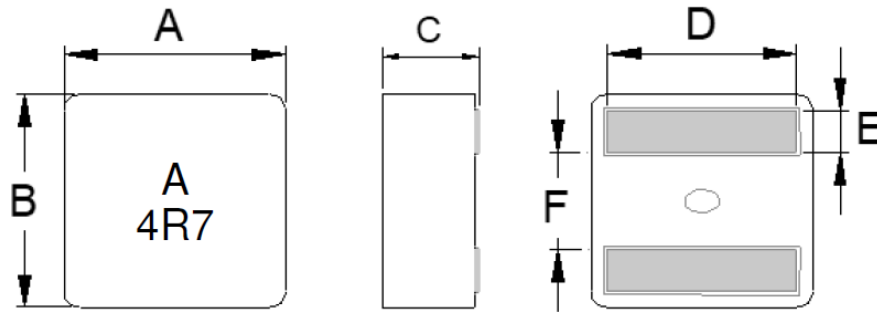


Check Inventory

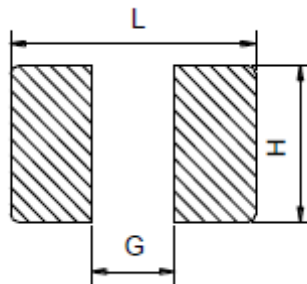


8.4 x 8.0 x 4.8 mm
RoHS/RoHS II Compliant
MSL Level = 1

Mechanical Dimensions



Series	A	B	C	D	E	F
ASPI-F7050	8.4 ± 0.3	8.0 ± 0.3	4.8 ± 0.3	6.2 ± 0.3	1.75 ± 0.2	3.15 ± 0.25



L	G	H
7.4 Ref.	2.8 Ref.	7.2 Ref.

Dimensions: mm

Molded SMD Power Inductor



ASPI-F7050

Request Samples

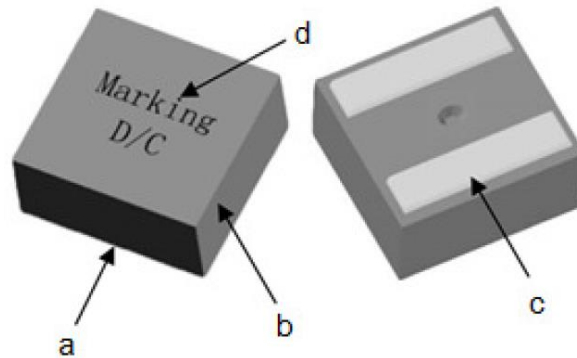


Check Inventory



8.4 x 8.0 x 4.8 mm
RoHS/RoHS II Compliant
MSL Level = 1

Materials



	Components	Material
a	Core	Alloy powder
b	Wire	220 deg. C Flat Wire
c	Solder	100% Pb free solder
d	Ink	Halogen-free ketone

Molded SMD Power Inductor



ASPI-F7050

Request Samples

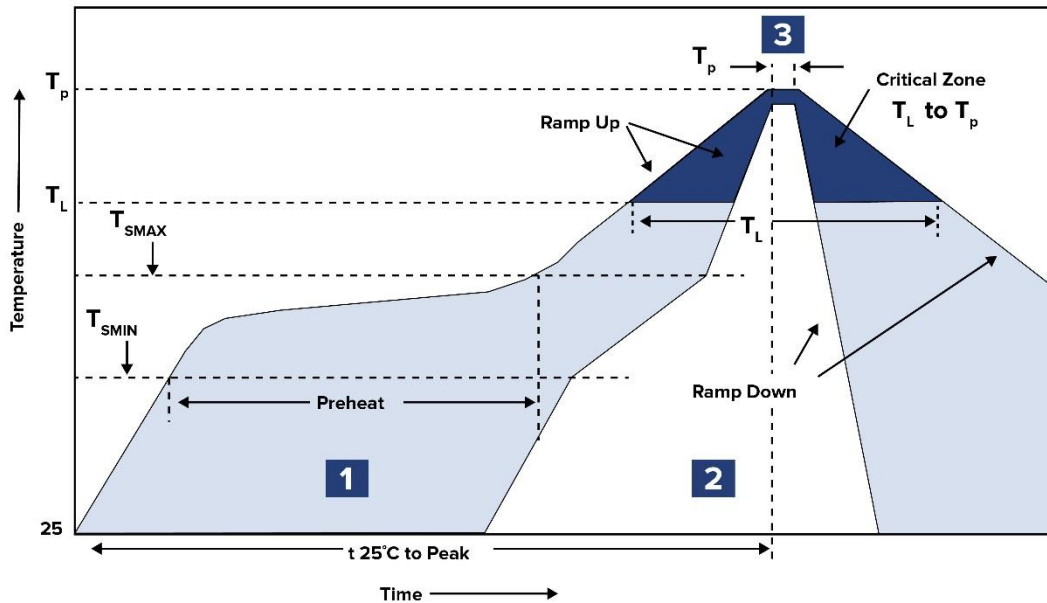


Check Inventory



8.4 x 8.0 x 4.8 mm
RoHS/RoHS II Compliant
 MSL Level = 1

Reflow Profile



Zone	Description	Temperature	Times
1	Preheat	$T_{SMIN} \sim T_{SMAX}$ 150°C ~ 200°C	60 ~ 180 sec.
2	Reflow	T_L 217°C	60 ~ 150 sec.
3	Peak heat	T_P 260°C	10 sec. MAX

Molded SMD Power Inductor



ASPI-F7050

Request Samples



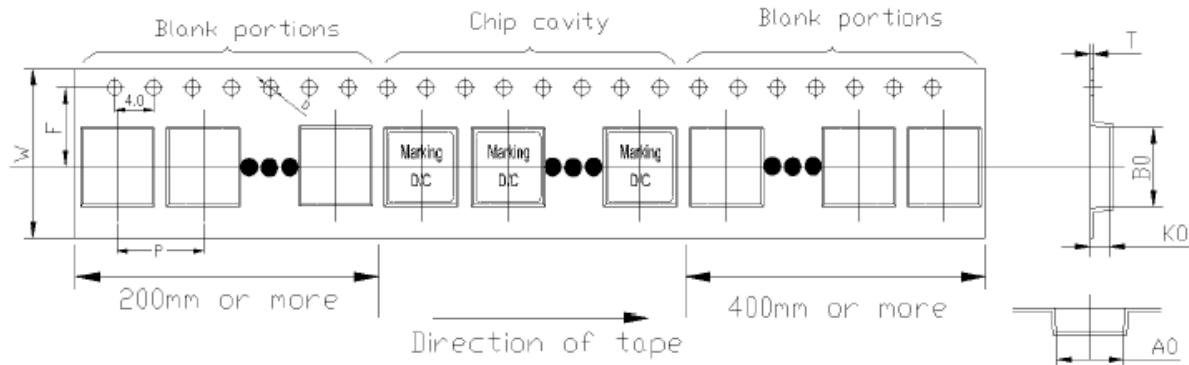
Check Inventory



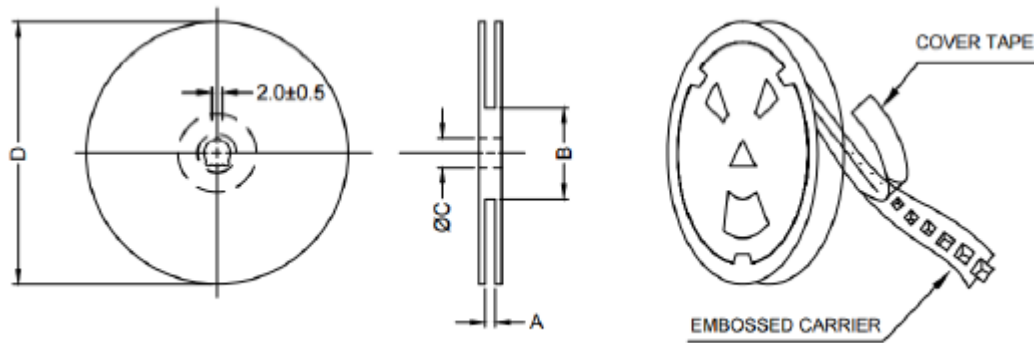
8.4 x 8.0 x 4.8 mm
RoHS/RoHS II Compliant
MSL Level = 1

Packaging

Tape & Reel: 800 pcs/reel



W	F	P	D	A ₀	B ₀	T	K ₀
16.0±0.3	7.5±0.1	12.0±0.1	1.5±0.1	8.8±0.1	8.4 ±0.1	0.35±0.05	5.3±0.1



A	B	C	D
16.4+2/-0	100 ± 2	13.0+0.5/-0.2	330

ATTENTION: Abracon LLC's products are COTS – Commercial-Off-The-Shelf products; suitable for Commercial, Industrial and, where designated, Automotive Applications. Abracon's products are not specifically designed for Military, Aviation, Aerospace, Life-dependent Medical applications or any application requiring high reliability where component failure could result in loss of life and/or property. For applications requiring high reliability and/or presenting an extreme operating environment, written consent and authorization from Abracon LLC is required. Please contact Abracon LLC for more information.



5101 Hidden Creek Ln Spicewood TX 78669
 Phone: 512-371-6159 | Fax: 512-351-8858
 For terms and conditions of sales, please visit:
www.abracon.com

REVISED: 06-28-21

ABRACON IS
 ISO9001-2015
 CERTIFIED