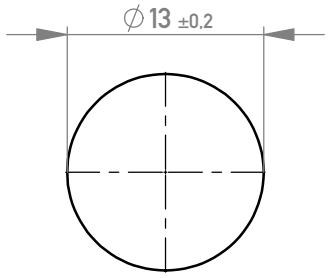

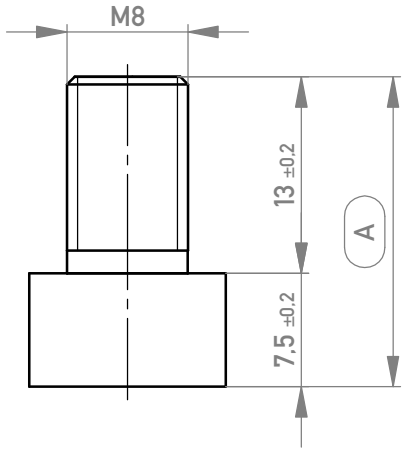

Layout - Vorschlag
PCB - Layout proposal
M 1:1
scale 1:1

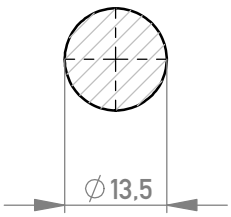

M 1:1
scale M 1:1

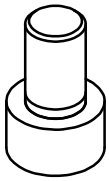

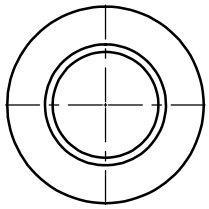

Weitergabe sowie Vervielfältigung dieses Dokuments, Verwertung und Mitteilung seines Inhalts sind verboten, sowie nicht ausdrücklich gestattet. Zuwiderhandlungen verpflichten zu Schadenersatz. Alle Rechte für den Fall der Patent-, Gebrauchsmuster- oder Geschmacksmustereintragung vorbehalten.
The reproduction, distribution and utilization of this document as well as the communication of its contents to others without express authorization is prohibited. Offenders will be held liable for the payment of damages. All rights reserved in the event of the grant of a patent, utility model or design.

5-10µm Sn matt über 1-3µm Ni /
5-10µm sn matt over 1-3µm ni

Oberfläche A / *plating* A

Die deutsche Version dieser Zeichnung dient nur zur Erleichterung der Handhabung. Bei Abweichungen von dem englischen Original gilt das englische Original.
The german version of this drawing has been offered for convenience only and may deviate from the english original. In case of any deviation the English version shall prevail.

Dimension no.	Tolerances ISO 8015	All Dimensions in mm	Scale 2:1
			Material: CuZn39Pb3
			Tool-no. CuZn39Pb3

	Date	Name
Created	05.07.2016	Fuchs
Checked	21.07.2016	Koch
Approved	19.05.2020	Semilia

Index	Modification Nr.	Date	Name
b1	TE Migration	13.05.2023	Admin

TE Connectivity

PowerElement SMD male thread M8

225854-E

C (1/1)

A4

Class POWELM