


# GMF and GRF(fuse) HLR (fuse holder)

## Non-rejecting, time-delay fuse and in-line fuse holders



**Catalog symbol:** GMF, GRF (fuse) HLR (fuse holder)  
**Ampere Rating:** GMF 3/10 - 6 1/4 A, GRF 7 - 10 A  
**Voltage Rating:** 300 Volts AC or less  
**Interrupting Rating:** 10,000 A

**Agency information**  
**Fuse**

- UL® Listed, Std. 248-14, Guide JDYX, File E19180
- CSA® Certified, C22.2 No. 248.14, Class 1422-01, File 53787
- CE

**Fuse holder**  
**HLR**

- UL Recognized, 12A, 300 Vac, Guide IZLT2, File E14853
- CSA Certified, 12A, 300 Vac, Class 6225-01, File 47235
- CE

**HLR-2 and HRL-2L**

- UL Recognized, 15A, 300 Vac, Guide IZLT2, File E14853
- CSA Certified, 15A, 300 Vac, Class 6225-01, File 47235
- CE

**Product features**

- HLR carrier comes with 6" of #18 red insulated solid copper wire attached to the line side
- Customer inserts a #18 insulated solid copper wire into load side receptacle
- Order part number HLR-2 to obtain 6" of #18 black insulated solid copper wire pre-installed in a load side receptacle
- Order part number HLR-2L to obtain 6" of #18 black insulated solid copper wire packaged loose (un-installed)
- An alternative to the HLR fuseholder is the A fuseholder. The A fuseholder comes WITHOUT leads. The customer inserts #18 insulated solid copper wire into the line side receptacle as well as into the load side receptacle. It has the same body dimensions, utilizes the same mounting hole, and takes the same mounting clips as the HLR. The A fuseholder is UL Recognized, 10A, 300Vac, Guide IZLT2, File E14853 and CSA Certified, 10A, 300Vac, Class 6225-01, File 47235
- Fuse and knob are an integral one-piece unit. There are no replacement knobs (caps)
- Units can be panel mounted with a separate steel clip. For the knockout hole (see above), choose #BK/A-104. For the keyhole punch type hole, choose #6374 for panels 0.043" to 0.062" thick, or #4909 for panels 0.030" to 0.042" thick
- Do not put tension on line (rear) terminal of fuseholder

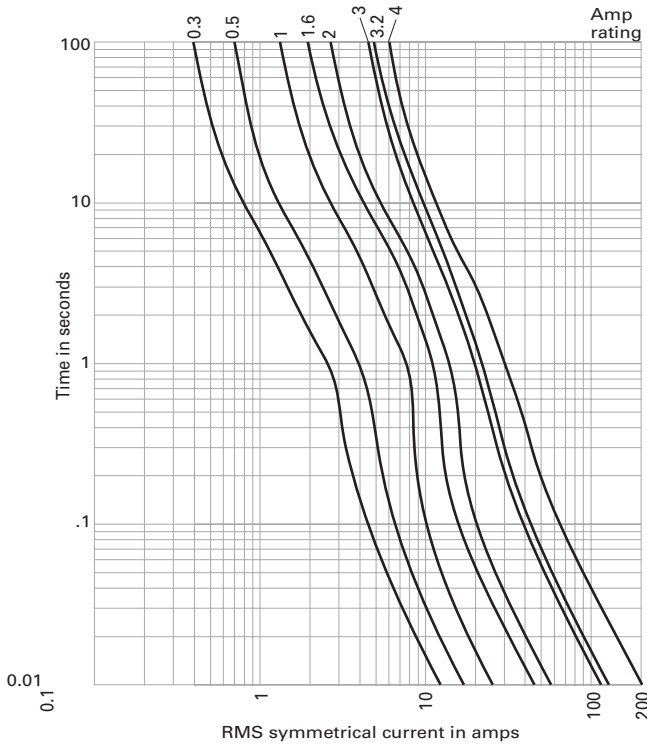
**Catalog numbers**

Fuse	Holder	Fuse	Holder
GMF-3/10	HLR	GMF-3	HLR
GMF-1/2	HLR	GMF-3 2/10	HLR
GMF-6/10	HLR	GMF-4	HLR
GMF-8/10	HLR	GMF-5	HLR
GMF-1	HLR	GMF-6 1/4	HLR
GMF-1 1/4	HLR	GRF-7	HLR
GMF-1 6/10	HLR	GRF-8	HLR
GMF-2	HLR	GRF-10	HLR
GMF-2 1/2	HLR	GMF-10	HLR
GMF-2 8/10	HLR		

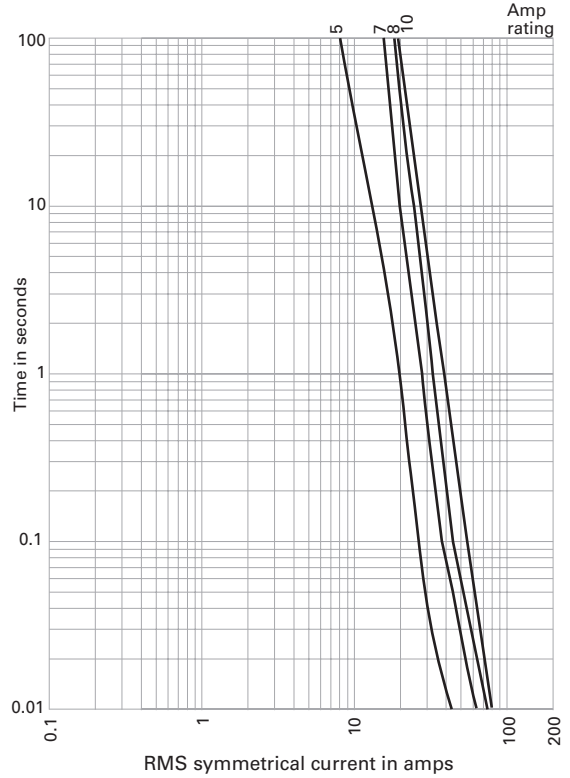


Powering Business Worldwide

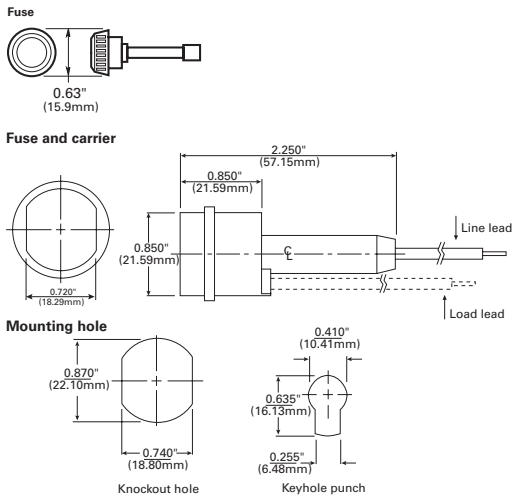
Time-current curves—average melt



Time-current curves—average melt



**Dimensions - in (mm):**



Life Support Policy: Eaton does not authorize the use of any of its products for use in life support devices or systems without the express written approval of an officer of the Company. Life support systems are devices which support or sustain life, and whose failure to perform, when properly used in accordance with instructions for use provided in the labeling, can be reasonably expected to result in significant injury to the user.

Eaton reserves the right, without notice, to change design or construction of any products and to discontinue or limit distribution of any products. Eaton also reserves the right to change or update, without notice, any technical information contained in this bulletin.

**Eaton**  
**Electronics Division**  
1000 Eaton Boulevard  
Cleveland, OH 44122  
United States  
[www.eaton.com/electronics](http://www.eaton.com/electronics)

© 2017 Eaton  
All Rights Reserved  
Printed in USA  
Publication No. 2031 SB02233  
August 2017

Eaton is a registered trademark.

All other trademarks are property of their respective owners.