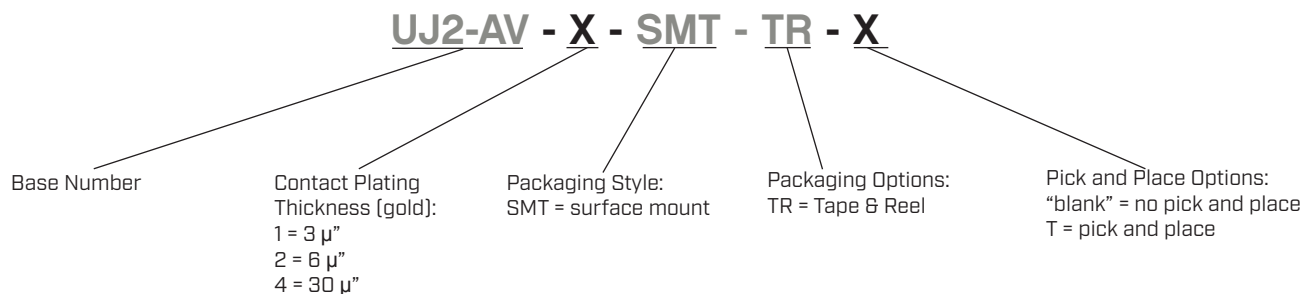


SERIES: UJ2-AV-SMT-TR | **DESCRIPTION:** USB RECEPTACLE

FEATURES

- USB type A jack
- USB 2.0
- vertical orientation
- surface mount


PART NUMBER KEY

SPECIFICATIONS

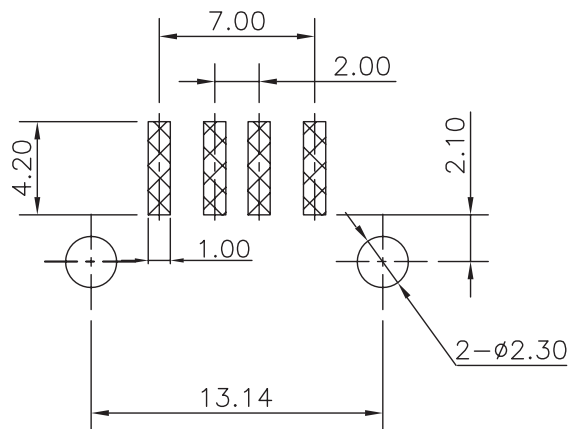
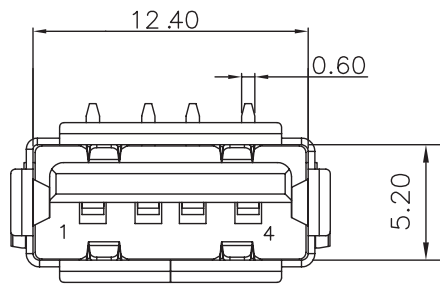
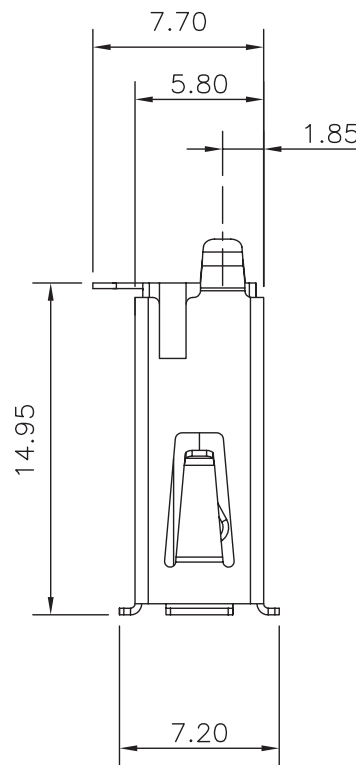
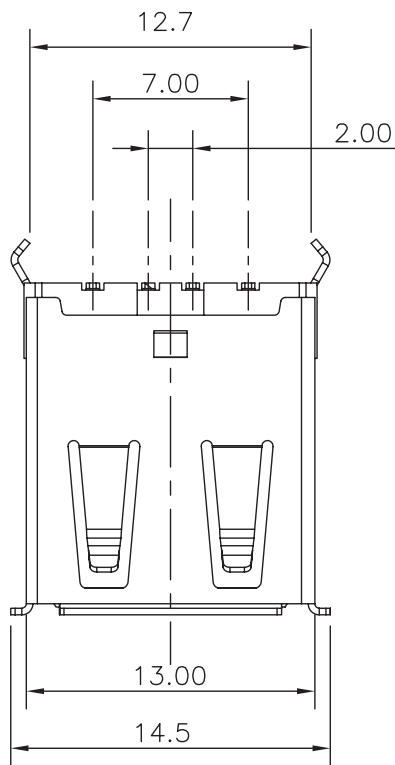
| parameter | conditions/description | min | typ | max | units |
|---------------------------------|-----------------------------------|------|-------|-----|--------|
| USB standard | USB 2.0 | | | | |
| rated input voltage | | | | 30 | Vac |
| rated input current | | | | 1.0 | A |
| contact resistance ¹ | between terminals and mating plug | | | 30 | mΩ |
| insulation resistance | | 1000 | | | MΩ |
| voltage withstand | for 1 minute | | | 500 | Vac |
| insertion force | | | | 35 | N |
| withdrawal force | | 10 | | | N |
| operating temperature | | -40 | | 85 | °C |
| life | | | 1,500 | | cycles |
| flammability rating | UL94V-0 | | | | |
| RoHS | yes | | | | |

Note: 1. When measured at 20 mV / 100 mA.
2. All specifications measured at 15-35°C, humidity at 25-85%, under atmospheric pressure of 86-106 kPa, unless otherwise noted.

MECHANICAL DRAWING

units: mm
 tolerance:
 X.X ±0.38 mm
 X.XX ±0.25 mm

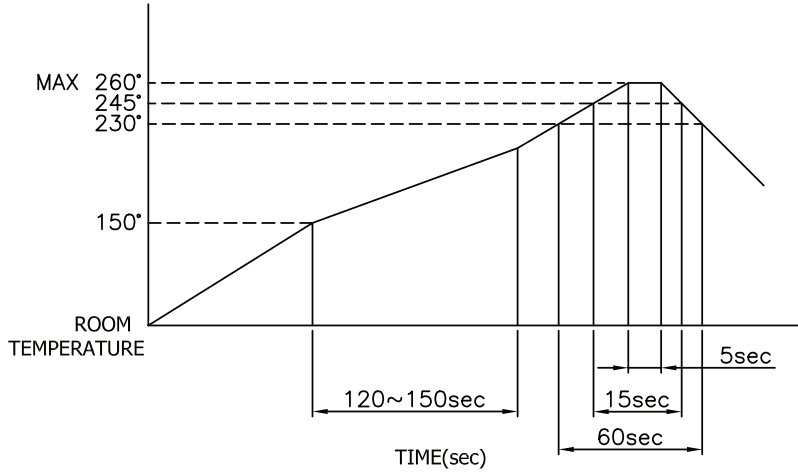
| | MATERIAL | PLATING |
|-------------------|-----------------|--|
| contact terminals | phosphor bronze | contact: gold over nickel solder: tin over nickel |
| shield | steel | nickel |
| insulator | FR52 (black) | |



Recommended PCB Layout
 Top View

SOLDERABILITY

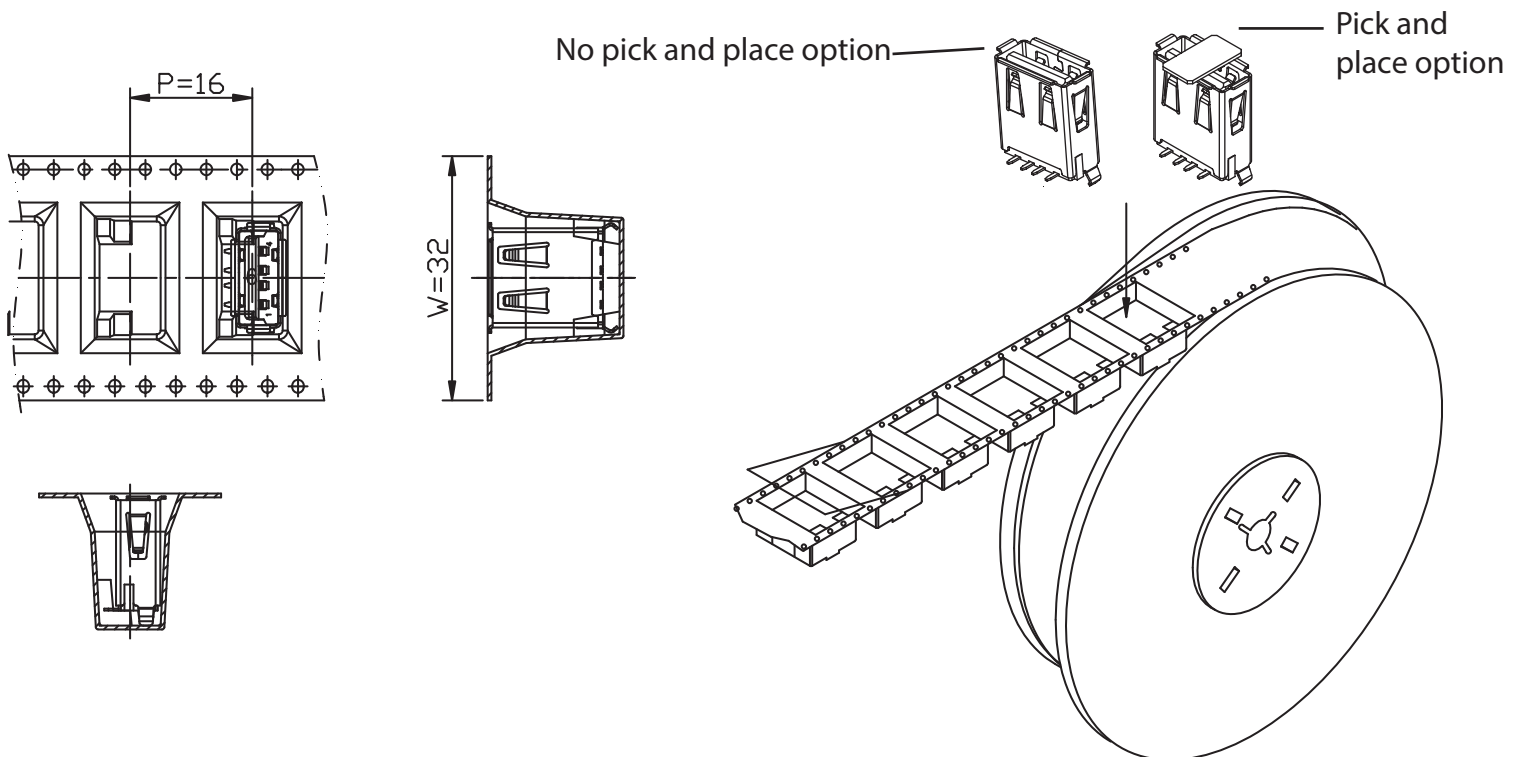
| parameter | conditions/description | min | typ | max | units |
|------------------|------------------------|-----|-----|-----|-------|
| reflow soldering | see reflow profile | | | 260 | °C |



PACKAGING

units: mm

Reel Size: Ø330
Reel QTY: 240 pcs per reel



REVISION HISTORY

| rev. | description | date |
|------|--|------------|
| 1.0 | initial release | 08/05/2016 |
| 1.01 | updated the shield plating to nickel | 01/26/2017 |
| 1.02 | added tape and reel packaging details, updated drawing | 12/06/2017 |
| 1.03 | updated packaging | 05/21/2019 |
| 1.04 | updated operating temperature range | 08/06/2019 |
| 1.05 | brand update | 02/05/2020 |
| 1.06 | added pick and place option to packaging | 02/23/2021 |
| 1.07 | added USB standard | 04/20/2022 |
| 1.08 | logo, datasheet style update | 08/05/2022 |

The revision history provided is for informational purposes only and is believed to be accurate.



CUI Devices offers a one (1) year limited warranty. Complete warranty information is listed on our website.

CUI Devices reserves the right to make changes to the product at any time without notice. Information provided by CUI Devices is believed to be accurate and reliable. However, no responsibility is assumed by CUI Devices for its use, nor for any infringements of patents or other rights of third parties which may result from its use.

CUI Devices products are not authorized or warranted for use as critical components in equipment that requires an extremely high level of reliability. A critical component is any component of a life support device or system whose failure to perform can be reasonably expected to cause the failure of the life support device or system, or to affect its safety or effectiveness.

cuidevices.com