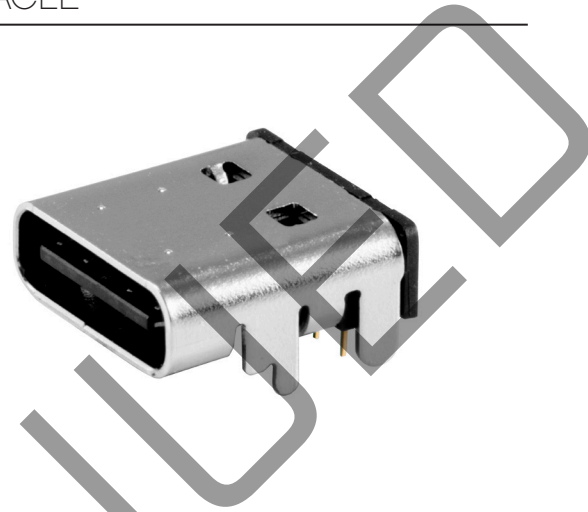


MODEL: UJC-HP-G-SMT-TR | **DESCRIPTION:** USB RECEPTACLE

FEATURES

- USB Type C receptacle
- mates with standard USB Type C plugs
- designed for power only applications
- 8-pin
- reflow solder compatible
- tape & reel packaging



SPECIFICATIONS

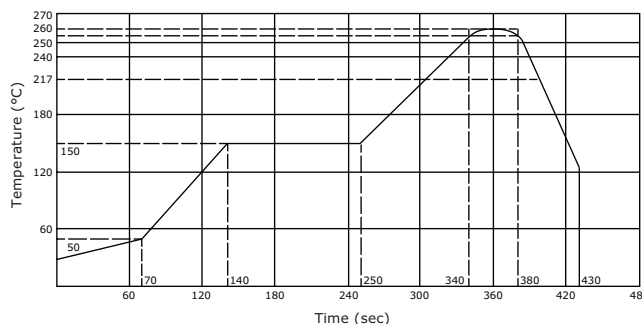
parameter	conditions/description	min	typ	max	units
rated input voltage				20	Vdc
rated input current	as per EIA-364-70, Method B VBUS pins collectively [A4, A9, B4, B9] GND pins individually [A1, A12, B1, B12]			5 1.25	A A
contact resistance ¹				40	mΩ
insulation resistance	at 500 Vdc for 1 minute between adjacent contacts	100			MΩ
voltage withstand	for 1 minute between adjacent contacts			100	Vac
insertion force	at a rate of 12.5 mm/min	5		20	N
withdrawal force	at a rate of 12.5 mm/min	8		20	N
life	at a rate of 500 ± 50 cycles per hour		10,000		cycles
operating temperature		-25		85	°C
flammability rating	UL94V-0				
RoHS	yes				

Note: 1. When measured at 20 mV / 100 mA max.
2. All specifications measured at 10-35°C, humidity at 45-85%, under standard atmospheric pressure, unless otherwise noted.

SOLDERABILITY

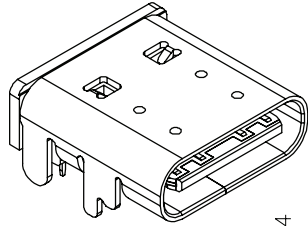
parameter	conditions/description	min	typ	max	units
reel storage	at relative humidity <80%			40	°C
reflow soldering ³	see reflow profile	255	260	265	°C
drying conditions ⁴	parts in reel: bake at 40°C ±5°C for 72 hours parts removed from reel: bake at 40°C ±5°C for 10 hours				

Note: 3. It is recommended to reflow solder within 72 hours from opening vacuum packaging at a temperature <30°C & relative humidity <60%.
4. When exceeding floor life by >72 hours.

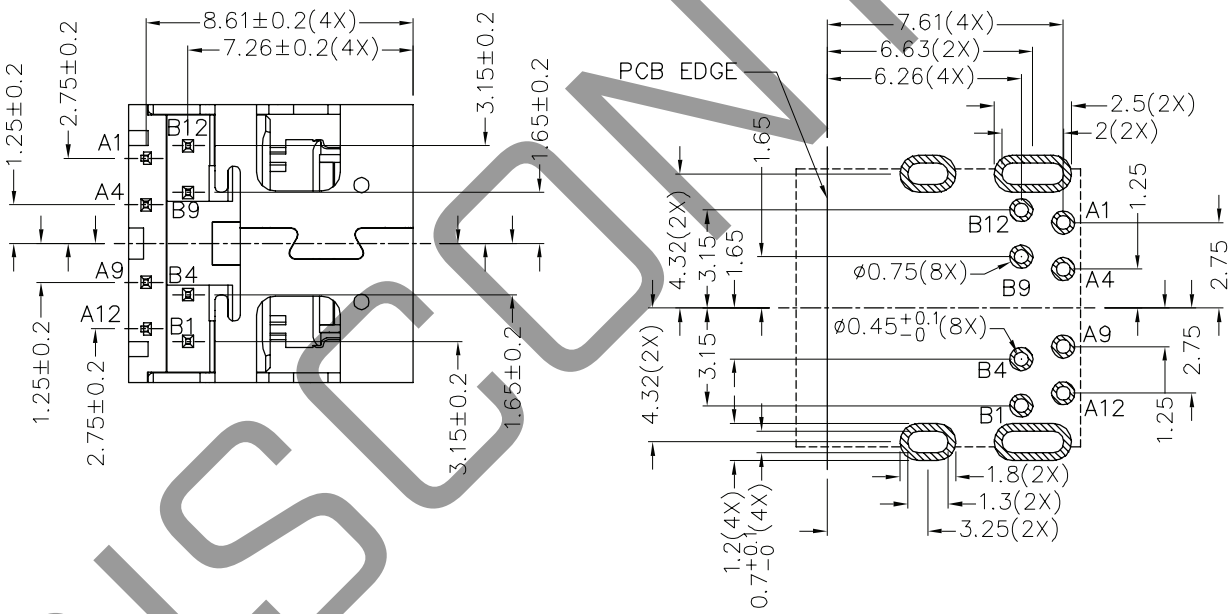
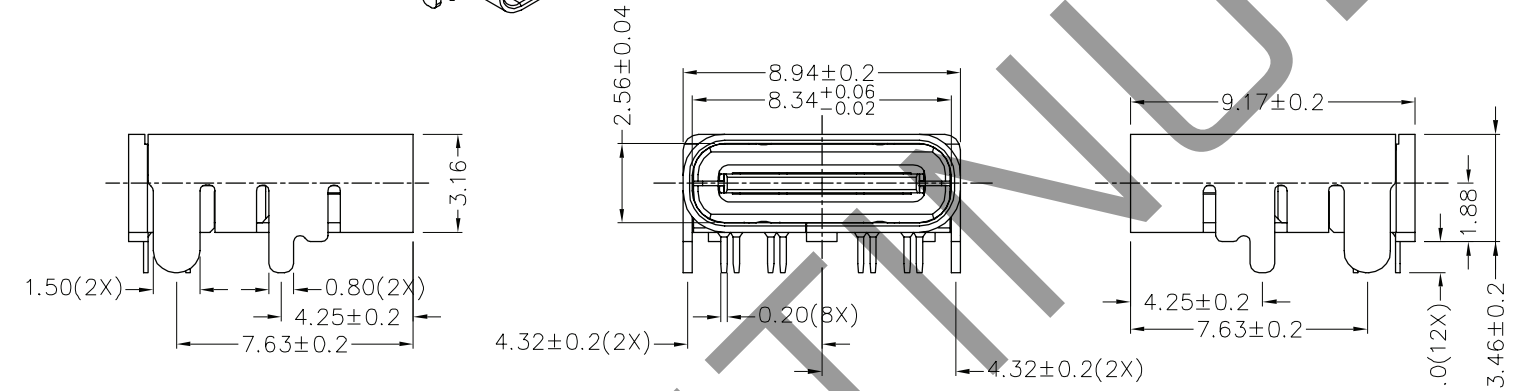


MECHANICAL DRAWING

units: mm
 tolerance:
 X.X ±0.20 mm
 X.XX ±0.10 mm
 X.XXX ±0.05 mm
 PCB: ±0.05 mm
 unless otherwise specified



		MATERIAL	PLATING
1	contact	copper alloy	on all: nickel contact: gold flash solder: gold flash
2	shell	stainless steel	nickel
3	mid plate	stainless steel	nickel
4	insulator	PA10T	black



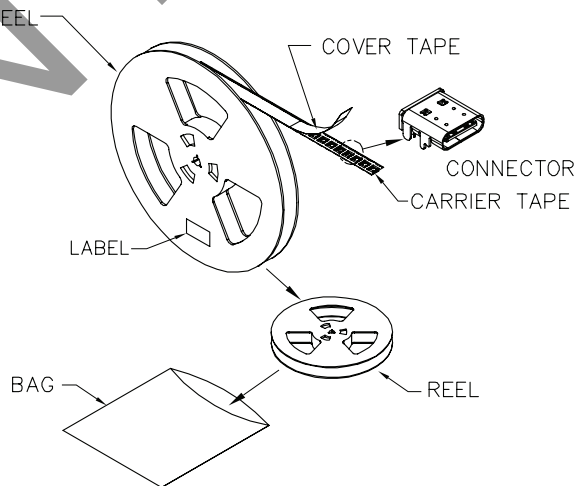
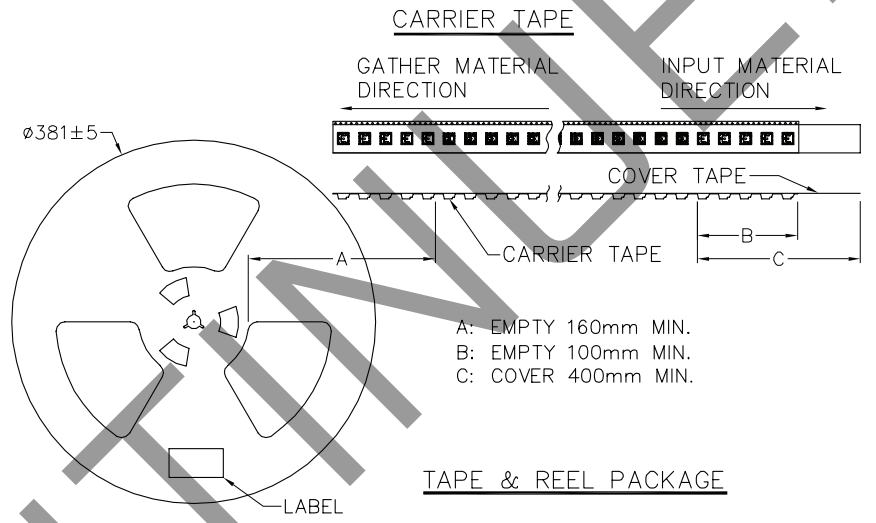
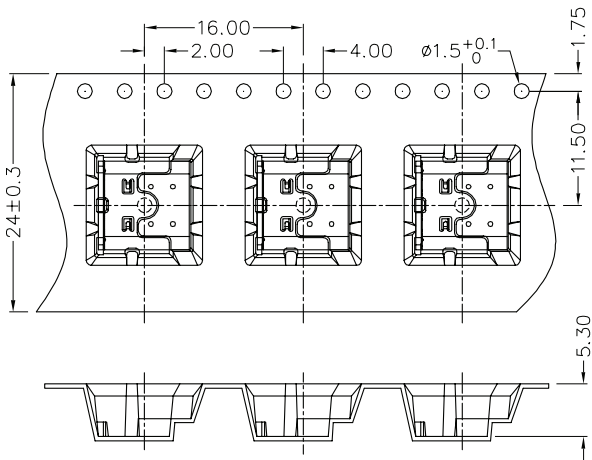
Recommended PCB Layout
Top View

PIN NO.	A1		A4			A9		A12
	GND		Vbus			Vbus		GND
PIN NO.	B12		B9			B4		B1
	GND		Vbus			Vbus		GND

PACKAGING

units: mm

Reel Size: $\varnothing 381$ mm
 Reel QTY: 1,050 pcs per reel



REVISION HISTORY

rev.	description	date
1.0	initial release	10/05/2020
1.01	logo, datasheet style update	08/05/2022

The revision history provided is for informational purposes only and is believed to be accurate.



CUI Devices offers a one (1) year limited warranty. Complete warranty information is listed on our website.

CUI Devices reserves the right to make changes to the product at any time without notice. Information provided by CUI Devices is believed to be accurate and reliable. However, no responsibility is assumed by CUI Devices for its use, nor for any infringements of patents or other rights of third parties which may result from its use.

CUI Devices products are not authorized or warranted for use as critical components in equipment that requires an extremely high level of reliability. A critical component is any component of a life support device or system whose failure to perform can be reasonably expected to cause the failure of the life support device or system, or to affect its safety or effectiveness.

cuidevices.com