samtec



MCX7 SERIES

75 Ω OPTIMIZED MCX JACKS & PLUGS

Mates with:
RF179, GRF7H-C

SPECIFICATIONS

For complete specifications and recommended PCB layouts see www.samtec.com?MCX7-SM or www.samtec.com?MCX7-TH

Shell Material: Brass
Contact Material: BeCu
Insulator Material: PTFE
Impedance:
ST = 75 Ω ±3 Ω
RA = 75 Ω ±4 Ω
Frequency Range:
0~6 GHz
Working Voltage:
170 Vrms max
Dielectric Withstanding:
500 Vrms min
Engagement Force:
4.5 lbs max (-ST only)
Disengagement Force:
2.3 lbs max (-ST only)
Operating Temperature:
-65 °C to +125 °C
RoHS Compliant:
Yes

PROCESSING

Lead-Free Solderable:
Yes

MCX7	GENDER	TYPE	PLATING	ORIENTATION	TERMINATION
	-P = Plug -J = Jack	-P = PCB Mount	-H = 30 µ" (0.76 µm) Gold center contact, 3 µ" (0.08 µm) Gold outer contact	-ST = Straight -RA = Right-angle (-J-TH1 only)	-SM1 = Surface Mount (-ST only) -TH1 = Through-hole (-J only)

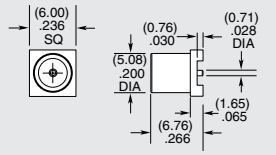

-J-ST-SM1

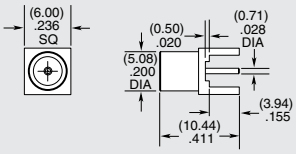

-J-ST-TH1

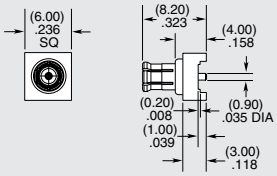

-P-ST-SM1

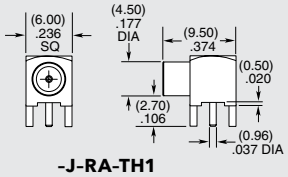

-J-RA-TH1

SPECIFICATIONS

For complete specifications and assembly instructions see www.samtec.com?MCX7-CA

Contact Material:
Brass
Finger Shell Material:
BeCu
Body Material:
Brass
Insulator Material:
PTFE
Center Contact:
Soldered
Outer Ferrule:
Crimped
Impedance:
75 Ω
Frequency Range:
0~6 GHz (-ST)
0~4.5 GHz (-RA)
Working Voltage:
170 Vrms max
Dielectric Withstanding:
500 Vrms min
Operating Temperature:
-65 °C to +125 °C

MCX7	GENDER	TYPE	PLATING	ORIENTATION	TERMINATION	PACKAGING
	-P = Plug	-C = Cable	-H = 30 µ" (0.76 µm) Gold center contact, 3 µ" (0.08 µm) Gold outer contact	-ST = Straight -RA = Right-angle	-CA3 = RG 179 Cable	Leave blank for indvidually bagged. -B = Bulk Packaging

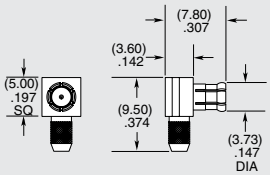

-P-RA

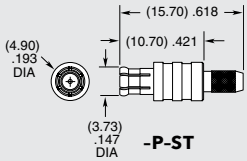

-P-ST

Supplied with pins and ferrules. See website for dimensions.

Unless otherwise approved in writing by Samtec, all parts and components are designed and built according to Samtec's specifications which are subject to change without notice.