

MATERIALS

HOUSING:

ALUMINUM 6061, NICKEL PLATED
(500 MICRONS MINIMUM) PER
SAE-AMS-2404

INSULATOR:

PPS PER MIL-M-24519, TYPE
GST 40F

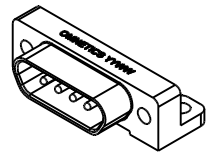
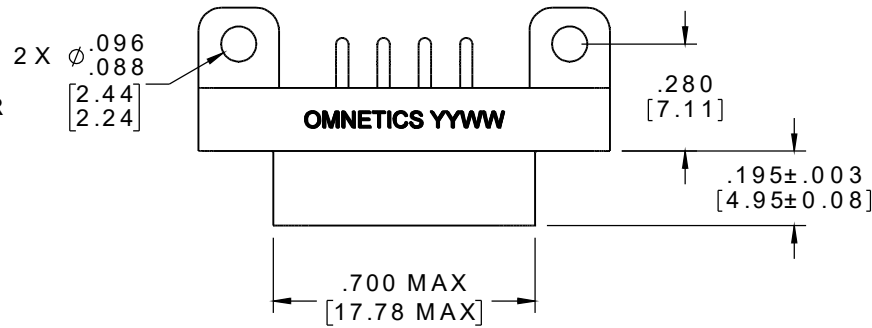
CONTACT:

COPPER ALLOY PER SAE-AS39029
GOLD PLATED PER ASTM B488
(HARD GOLD), TYPE II, CODE C
CLASS 1.27 OVER NICKEL
UNDERPLATE

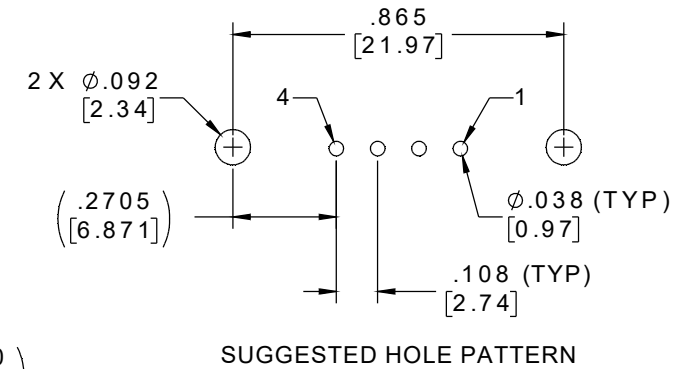
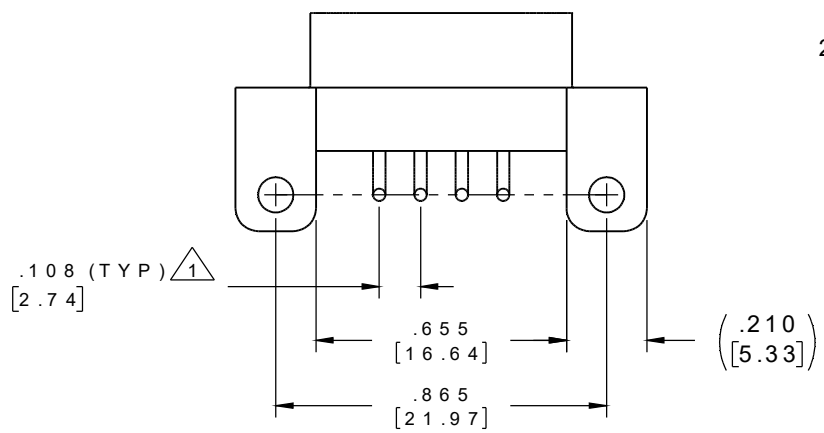
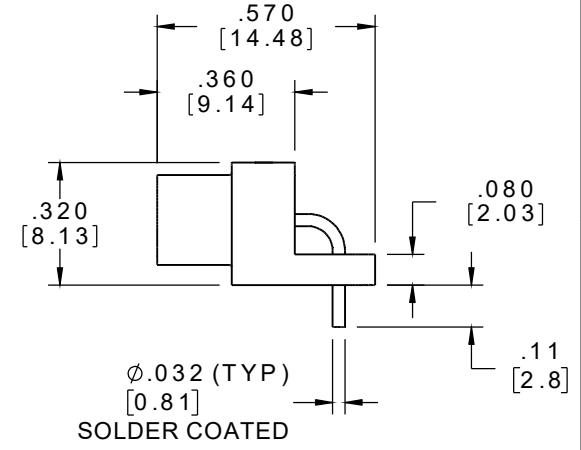
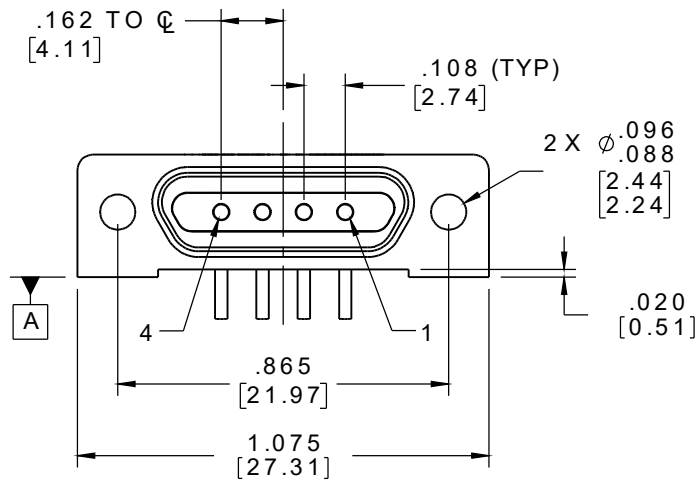
TERMINATION:

SOLDER COATED WITH SN63A PER
J-STD-006

PART NO.	A99355-001	REV	ECO	DATE	APP
		A	104988	11-02-18	HV



ACTUAL SIZE



SUGGESTED HOLE PATTERN

NOTES:

1. TAIL DIMENSIONS APPLY AT PLANE A

2. DIMENSIONS IN [] ARE IN MILLIMETERS UNLESS OTHERWISE NOTED AND ARE FOR REFERENCE ONLY

MMDS SLDW	THIRD ANGLE		THIS DRAWING CONTAINS CONFIDENTIAL AND PROPRIETARY INFORMATION WHICH IS THE PROPERTY OF OMNETICS CONNECTOR CORP. THIS DOCUMENT MAY NOT, IN WHOLE OR IN PART, BE DUPLICATED, OR DISCLOSED FOR ANY PURPOSE, WITHOUT WRITTEN PERMISSION FROM OMNETICS CONNECTOR CORP.		OMNETICS CONNECTOR CORPORATION 7260 COMMERCE CIRCLE EAST MINNEAPOLIS, MN 55432 WWW.OMNETICS.COM	CAGE CODE 61873	
	-TOLERANCES-		DATE: 10-29-18			DWG NO. A99355-001	
	UNLESS OTHERWISE NOTED		TITLE: (4-0) CONTACT RECEPTACLE HYBRID POWER MICRO-D CONNECTOR			SHEET 1 OF 1	
	DIMENSIONS IN INCHES		DATE: 10-29-18			REV A	
2 PL DEC ± .01		DFTM. STN		SCALE: 2:1			
3 PL DEC ± .005		CHK'D.					
4 PL DEC ± .0005		APP'D.					
ANGLES ± 1°							