

6

5

4

3

2

1

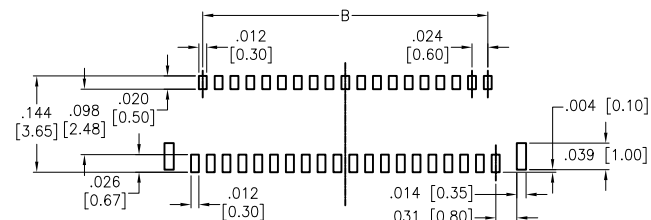
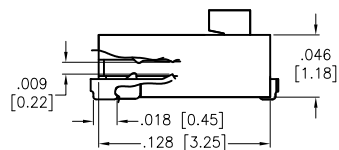
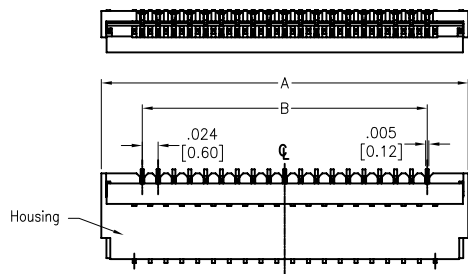
APPROVED: _____

DATE: _____ TITLE: _____

Rev	AWO #	Description	Date	Appr
-		RELEASED	4/16/19	

D

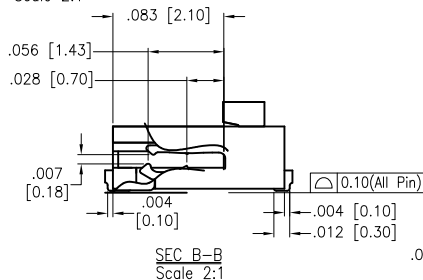
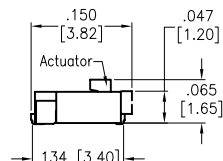
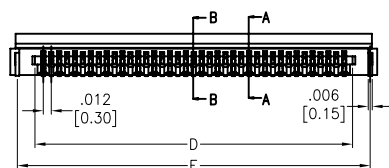
D



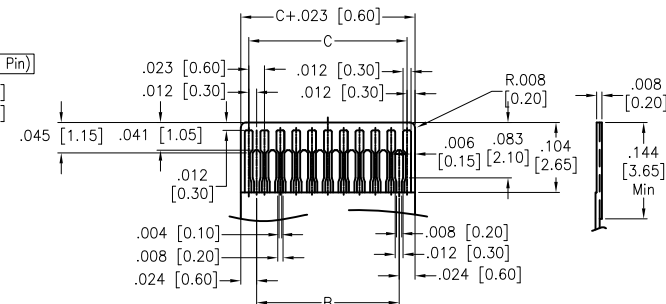
RECOMMENDED PCB LAYOUT

C

C



SEC B-B Scale 2:1



RECOMMENDED FPC/FFC

B

B

SPECIFICATIONS:

Material:
Housing: Hi-Temp Thermoplastic, rated UL 94V-0, Color: Natural
Actuator: Hi-Temp Thermoplastic, rated UL 94V-0, Color: Black
Contact: Copper Alloy
Holddown: Copper Alloy, Tin plated
Plating:
Gold flash over Nickel underplate overall
Electrical:
Voltage rating: 30V Max
Current rating: 0.3A Max
Contact resistance: 30 mohms max
Insulation resistance: 50 Mohms min
Dielectric withstanding voltage: 250 VAC for 1 minute
Temperature Rating:
Operating temperature: -25°C to +85°C
Environmental:
Lead free, RoHS compliant.



PACKAGED IN TUBES

Positions: 13, 15, 17, 19, 21, 23, 25, 27, 29, 31, 33
35, 37, 39, 41, 45, 49, 51, 57, 61, 67, 71, 73

A = C + .098 [2.50]
B = C - .024 [0.60]
C = (N-1) X .012 [0.30]
D = C + .024 [0.63]
E = C + .078 [1.97]

UNLESS OTHERWISE SPECIFIED ALL DIMENSIONS ARE INCHES [MM] TOLERANCES: EXCEPT AS NOTED		ADAM TECH 909 Rahway Avenue, Union, NJ 07083 Phone: 908-687-5000 Fax: 908-687-5710	
INCHES HOLES .X ± .10 Ø.X ± .10 .XX ± .020 Ø.XX ± .015 .XXX ± .015 Ø.XXX ± .010			
APPROVALS		TITLE	
DRAWN SS		ZIF FLEX CIRCUIT CONNECTOR	
CHECKED		0.30 MM PITCH, SIDE ENTRY, SMT	
APPROVED		DATE	DATE
		4/16/19	
SIZE	PART NO.	REV.	
X	PCA-7G-XX-HD-3-G	-	
REF: S00165C	SCALE: NTS	SHEET 1 OF 1	

6

5

4

3

2

1

A

A