

Subminiature Fuse, 8.5 mm, Time-Lag T, 250 VAC, 63 VDC



Subminiature fuse 8.5 mm, time-lag T,
250 VAC
Terminal long
PCB



Subminiature fuse 8.5 mm, time-lag T,
250 VAC
Short terminal

IEC 60127-3 · 250VAC · Time-Lag T

See below:

[Approvals and Compliances](#)

Description

- Directly solderable on printed circuit boards
- Low Breaking Capacity

Applications

- Primary Protection on PCB
- Power Supply Adapter for e.g. laptops
- SMPS (Switching Mode Power Supply) for TV's and DVD's

References


Corresponding Fuseholder

Fuse Kit [Fuse Kit MST250 / MSF 250](#)

Weblinks

[pdf data sheet](#), [html datasheet](#), [General Product Information](#), [Distributor-Stock-Check](#), [Detailed request for product](#)

Technical Data

Rated Voltage	250VAC, 63 VDC
Rated current	0.05 - 6.3A
Breaking Capacity	35A - 63A
Characteristic	Time-Lag T
Mounting	PCB,THT
Admissible Ambient Air Temp.	-55°C to 125°C
Climatic Category	55/125/21 acc. to IEC 60068-1
Material: Housing	Thermoplastic, UL 94V-0
Material: Terminals	Tin-Plated Copper
Unit Weight	0.53 g
Storage Conditions	0°C to 40°C, max. 70% r.h.
Product Marking	 Type, Rated current, Rated Voltage, Characteristic, Certification marks

Soldering Methods	Wave Soldering Profile
Solderability	235°C / 2 sec acc. to IEC 60068-2-20, Test Ta
Resistance to Soldering Heat	260°C / 10sec acc. to IEC 60068-2-20, Test Tb
Case Resistance	acc. to EIA/IS-722, Test 4.7 >100 MΩ (between leads and body)
Flammability	UL 94V-0 (acc. to EIA/IS-722, Test 4.12)
Current Carrying Capacity	acc. to EIA/IS-722, Test 4.3.3
Moisture Resistance Test	MIL-STD-202, Method 106 (50 cycles in a temp./mister chamber)
Vibration, High Frequency	MIL-STD-202, Method 204 Condition D
Mechanical Shock	MIL-STD-202, Method 213 Condition A
Resistance to Solvents	MIL-STD-202, Method 215
Terminal Strength	Tensile load min. 9 N (acc. to EIA/IS-722, Test 4.5.1)

Approvals and Compliances







Detailed information on product approvals, code requirements, usage instructions and detailed test conditions can be looked up in [Details about Approvals](#)

SCHURTER products are designed for use in industrial environments. They have approvals from independent testing bodies according to national and international standards. Products with specific characteristics and requirements such as required in the automotive sector according to IATF 16949, medical technology according to ISO 13485 or in the aerospace industry can be offered exclusively with customer-specific, individual agreements by SCHURTER.

Approvals




The approval mark is used by the testing authorities to certify compliance with the safety requirements placed on electronic products.

Approval Reference Type: MST 250

Approval Logo	Certificates	Certification Body	Description
	VDE Approvals	VDE	VDE Certificate Number: 40046346
	VDE Approvals	VDE	VDE Certificate Number: 40002080
	UL Approvals	UL	UR File Number: E41599
	CCC Approvals	CCC	CCC Certificate Number: 2020970207000096
	KTL Approvals	KTL	Korea Testing Laboratory
	METI Approvals	METI	Japan Electrical Safety and Environment technology Laboratories

Product standards

Product standards that are referenced

Organization	Design	Standard	Description
	Designed according to	IEC 60127-3/4	Miniature fuses - Part 3: Miniature fuse-links
	Designed according to	UL 248-14	Low voltage fuses - Part 14: Supplemental fuses
	Designed according to	CSA22.2 No. 248.14	Low-Voltage Fuses - Part 14: Supplemental Fuses






Application standards

Application standards where the product can be used

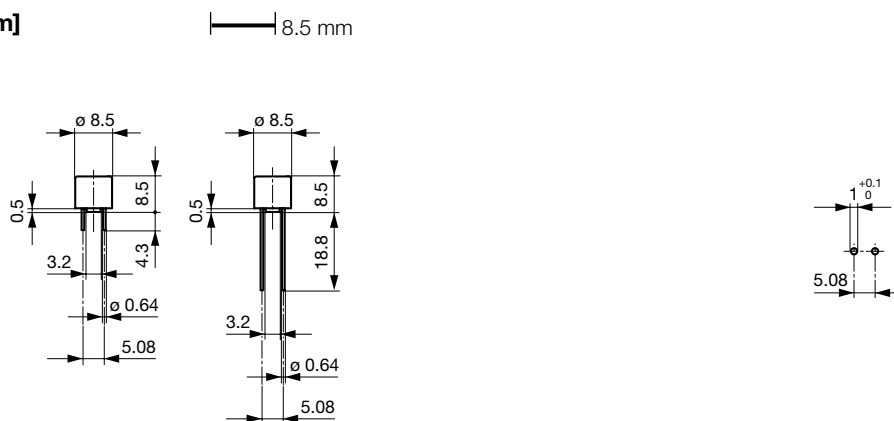
Organization	Design	Standard	Description
	Suitable for applications acc.	IEC/UL 62368-1	Audio/video, information and communication technology equipment - Part 1: Safety requirements

Compliances

The product complies with following Guide Lines

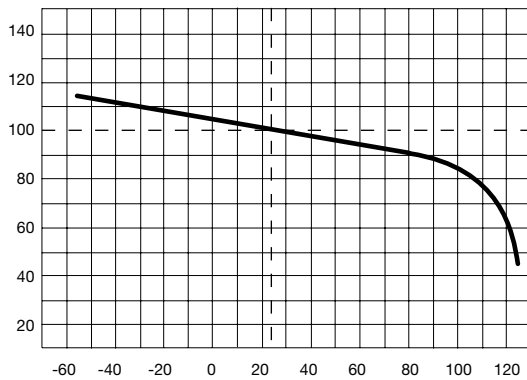
Identification	Details	Initiator	Description
	CE declaration of conformity	SCHURTER AG	The CE marking declares that the product complies with the applicable requirements laid down in the harmonisation of Community legislation on its affixing in accordance with EU Regulation 765/2008.
	UKCA declaration of conformity	SCHURTER AG	The UKCA marking declares that the product complies with the applicable requirements laid down in the British Amendment of Regulation (EC) 765/2008.
	RoHS	SCHURTER AG	Directive RoHS 2011/65/EU, Amendment (EU) 2015/863
	China RoHS	SCHURTER AG	The law SJ / T 11363-2006 (China RoHS) has been in force since 1 March 2007. It is similar to the EU directive RoHS.
	REACH	SCHURTER AG	On 1 June 2007, Regulation (EC) No 1907/2006 on the Registration, Evaluation, Authorization and Restriction of Chemicals 1 (abbreviated as "REACH") entered into force.

Dimension [mm]



Drilling diagram

Derating Curves

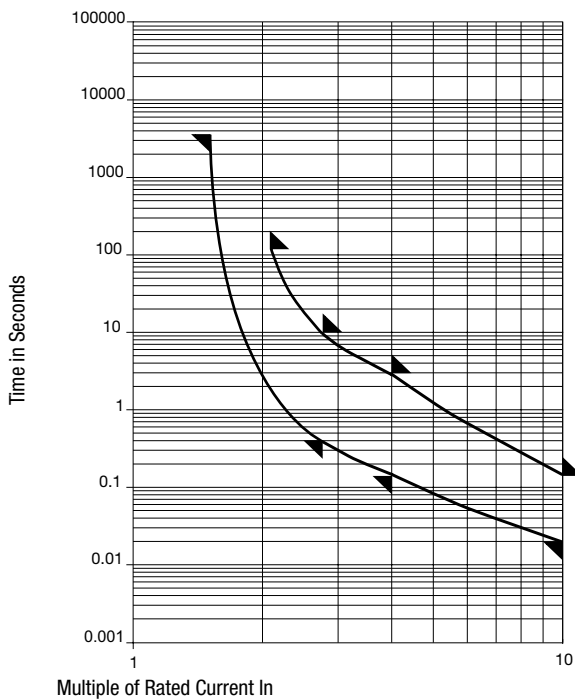


Pre-Arcing Time

Rated Current I_n 1.5 x I_n min. 2.1 x I_n max. 2.75 x I_n min. 2.75 x I_n max. 4.0 x I_n min. 4.0 x I_n max. 10.0 x I_n min. 10.0 x I_n max.




0.05 A - 6.3 A	60 min	120 s	400 ms	10 s	150 ms	3 s	20 ms	150 ms
----------------	--------	-------	--------	------	--------	-----	-------	--------








Time-Current-Curves



All Variants

Rated Current [A]	Rated Voltage [VAC]	Breaking Capacity	Voltage Drop 1.0 I_n max. [mV]	Voltage Drop 1.0 I_n typ. [mV]	Power Dissipation 1.5 I_n max. [mW]	Melting I^2t 10.0 I_n typ. [A ² s]							S	L	T	Order Number
0.05	250	1)	550	415	155	0.03	●	●	●	●	●	●	●	●	●	0034.6602
0.05	250	1)	550	415	155	0.03	●	●	●	●	●	●	●	●	●	0034.6702
0.05	250	1)	550	415	155	0.03	●	●	●	●	●	●	●	●	●	0034.6802
0.063	250	1)	480	420	160	0.05	●	●	●	●	●	●	●	●	●	0034.6603
0.063	250	1)	480	420	160	0.05	●	●	●	●	●	●	●	●	●	0034.6703
0.063	250	1)	480	420	160	0.05	●	●	●	●	●	●	●	●	●	0034.6803

Rated Current [A]	Rated Voltage [VAC]	Breaking Capacity	Voltage Drop 1.0 I _n max. [mV]	Voltage Drop 1.0 I _n typ. [mV]	Power Dissipation 1.5 I _n max. [mW]	Melting I ² t 10.0 I _n typ. [A ² s]							S	L	T	Order Number
0.08	250	1)	400	360	165	0.06	•	•	•	•	•	•				0034.6604
0.08	250	1)	400	360	165	0.06	•	•	•	•	•	•	•			0034.6704
0.08	250	1)	400	360	165	0.06	•	•	•	•	•	•		•		0034.6804
0.1	250	1)	350	320	170	0.08	•	•	•	•	•	•	•			0034.6605
0.1	250	1)	350	320	170	0.08	•	•	•	•	•	•		•		0034.6705
0.1	250	1)	350	320	170	0.08	•	•	•	•	•	•		•		0034.6805
0.125	250	1)	300	270	180	0.12	•	•	•	•	•	•	•			0034.6606
0.125	250	1)	300	270	180	0.12	•	•	•	•	•	•		•		0034.6706
0.125	250	1)	300	270	180	0.12	•	•	•	•	•	•		•		0034.6806
0.16	250	1)	280	190	190	0.24	•	•	•	•	•	•	•			0034.6607
0.16	250	1)	280	190	190	0.24	•	•	•	•	•	•		•		0034.6707
0.16	250	1)	280	190	190	0.24	•	•	•	•	•	•		•		0034.6807
0.2	250	1)	260	150	200	0.35	•	•	•	•	•	•	•			0034.6608
0.2	250	1)	260	150	200	0.35	•	•	•	•	•	•		•		0034.6708
0.2	250	1)	260	150	200	0.35	•	•	•	•	•	•		•		0034.6808
0.25	250	1)	240	120	220	0.6	•	•	•	•	•	•	•			0034.6609
0.25	250	1)	240	120	220	0.6	•	•	•	•	•	•		•		0034.6709
0.25	250	1)	240	120	220	0.6	•	•	•	•	•	•		•		0034.6809
0.315	250	1)	220	120	250	0.8	•	•	•	•	•	•	•			0034.6610
0.315	250	1)	220	120	250	0.8	•	•	•	•	•	•		•		0034.6710
0.315	250	1)	220	120	250	0.8	•	•	•	•	•	•		•		0034.6810
0.4	250	1)	200	110	280	1.1	•	•	•	•	•	•	•			0034.6611
0.4	250	1)	200	110	280	1.1	•	•	•	•	•	•		•		0034.6711
0.4	250	1)	200	110	280	1.1	•	•	•	•	•	•		•		0034.6811
0.5	250	1)	190	100	310	2.5	•	•	•	•	•	•	•			0034.6612
0.5	250	1)	190	100	310	2.5	•	•	•	•	•	•		•		0034.6712
0.5	250	1)	190	100	310	2.5	•	•	•	•	•	•		•		0034.6812
0.63	250	1)	180	90	360	4	•	•	•	•	•	•	•			0034.6613
0.63	250	1)	180	90	360	4	•	•	•	•	•	•		•		0034.6713
0.63	250	1)	180	90	360	4	•	•	•	•	•	•		•		0034.6813
0.8	250	1)	160	80	430	8	•	•	•	•	•	•	•			0034.6614
0.8	250	1)	160	80	430	8	•	•	•	•	•	•		•		0034.6714
0.8	250	1)	160	80	430	8	•	•	•	•	•	•		•		0034.6814
1	250	1)	140	70	500	12	•	•	•	•	•	•	•			0034.6615
1	250	1)	140	70	500	12	•	•	•	•	•	•		•		0034.6715
1	250	1)	140	70	500	12	•	•	•	•	•	•		•		0034.6815
1.25	250	1)	130	70	600	15	•	•	•	•	•	•	•			0034.6616
1.25	250	1)	130	70	600	15	•	•	•	•	•	•		•		0034.6716
1.25	250	1)	130	70	600	15	•	•	•	•	•	•		•		0034.6816
1.6	250	1)	120	60	730	30	•	•	•	•	•	•	•			0034.6617
1.6	250	1)	120	60	730	30	•	•	•	•	•	•		•		0034.6717
1.6	250	1)	120	60	730	30	•	•	•	•	•	•		•		0034.6817
2	250	1)	100	60	870	34	•	•	•	•	•	•	•			0034.6618
2	250	1)	100	60	870	34	•	•	•	•	•	•		•		0034.6718
2	250	1)	100	60	870	34	•	•	•	•	•	•		•		0034.6818
2.5	250	1)	100	50	1000	55	•	•	•	•	•	•	•			0034.6619
2.5	250	1)	100	50	1000	55	•	•	•	•	•	•		•		0034.6719
2.5	250	1)	100	50	1000	55	•	•	•	•	•	•		•		0034.6819
3.15	250	1)	100	50	1200	76	•	•	•	•	•	•	•			0034.6620
3.15	250	1)	100	50	1200	76	•	•	•	•	•	•		•		0034.6720
3.15	250	1)	100	50	1200	76	•	•	•	•	•	•		•		0034.6820
4	250	2)	100	50	1400	80	•	•	•	•	•	•	•			0034.6621
4	250	2)	100	50	1400	80	•	•	•	•	•	•		•		0034.6721

Rated Current [A]	Rated Voltage [VAC]	Breaking Capacity	Voltage Drop 1.0 I _n max. [mV]	Voltage Drop 1.0 I _n typ. [mV]	Power Dissipation 1.5 I _n max. [mW]	Melting I ² t 10.0 I _n typ. [A ² s]								S	L	T	Order Number	
4	250	2)	100	50	1400	80	●		●	●	●	●	●				●	0034.6821
5	250	3)	-	50	-	230		●	●	●		●	●				●	0034.6622
5	250	3)	-	50	-	230		●	●	●		●	●				●	0034.6722
5	250	3)	-	50	-	230		●	●	●		●	●				●	0034.6822
6.3	250	3)	-	45	-	360		●	●			●	●				●	0034.6623
6.3	250	3)	-	45	-	360		●	●			●	●				●	0034.6723
6.3	250	3)	-	45	-	360		●	●			●	●				●	0034.6823

Most Popular.

Availability for all products can be searched real-time: <https://www.schurter.com/en/Stock-Check/Stock-Check-SCHURTER>

1) IEC: 35 A @ 250 VAC

1) UL: 35 A @ 250 VAC / 50 A @ 63 VDC

2) IEC: 10 In @ 250 VAC

2) UL: 10 In @ 250 VAC / 50 A @ 63 VDC

3) IEC: 10 In @ 250 VAC

3) UL: 10 In @ 250 VAC / 10 In @ 63 VDC

Packaging Unit

acc. IEC 60286-2

S = 4.3 mm 100 pcs in ESD-plastic bag

L = 18.8 mm 100 St. (Bulk)

T = 18.8 mm 750 pcs. in tape [P = P0: 12.7; P1: 3.81; H1: 26.45] on reel [A: 360; W3: 40; W4: 52; C: 30.5]