

Subminiature Fuse, 11.5 x 5 mm, Quick-Acting F



Subminiature fuse 11.5 x 5 mm, quick-acting F
Terminal long
PCB



Subminiature fuse quick-acting F
from front side
Short terminal

IEC 60127-4 · 250VAC · Quick-Acting F

See below:

[Approvals and Compliances](#)**Description**

- Subminiature fuse quick-acting F
- UL approval for 250 VAC/VDC

Applications

- Primary Protection on PCB


References

Corresponding Fuseholder

Weblinks

[pdf data sheet](#), [html datasheet](#), [General Product Information](#), [Distributor-Stock-Check](#), [Detailed request for product](#)

Technical Data

Rated Voltage	250VAC
Rated current	0.16 - 10A
Breaking Capacity	100A
Characteristic	Quick-Acting F
Mounting	PCB, THT
Admissible Ambient Air Temp.	-40°C to 85°C
Climatic Category	40/085/21 acc. to IEC 60068-1
Material: Housing	Thermoplastic, UL 94V-0
Material: Terminals	Tin-Plated Copper
Unit Weight	0.72 g
Storage Conditions	0°C to 60°C, max. 70% r.h.
Product Marking	 , Rated current, Rated Voltage, Characteristic, Breaking Capacity, Certification marks

Soldering Methods	Wave Soldering Profile
Solderability	235°C / 2 sec acc. to IEC 60068-2-20, Test Ta, method 1
Resistance to Soldering Heat	260°C / 5 sec acc. to IEC 60068-2-20, Test Tb, method 1A
Resistance to Vibration	acc. to IEC 60068-2-6, test Fc

Approvals and Compliances


Detailed information on product approvals, code requirements, usage instructions and detailed test conditions can be looked up in [Details about Approvals](#)

SCHURTER products are designed for use in industrial environments. They have approvals from independent testing bodies according to national and international standards. Products with specific characteristics and requirements such as required in the automotive sector according to IATF 16949, medical technology according to ISO 13485 or in the aerospace industry can be offered exclusively with customer-specific, individual agreements by SCHURTER.

Approvals




The approval mark is used by the testing authorities to certify compliance with the safety requirements placed on electronic products.

Approval Reference Type: FRT 250F

Approval Logo	Certificates	Certification Body	Description
	UL Approvals	UL	UR File Number: E41599


Product standards

Product standards that are referenced

Organization	Design	Standard	Description
	Designed according to	IEC 60127-4/1	Miniature fuses. Part 4. Universal modular fuse-links for through-hole and surface mount types
	Designed according to	UL 248-14	Low voltage fuses - Part 14: Supplemental fuses
	Designed according to	CSA22.2 No. 248.14	Low-Voltage Fuses - Part 14: Supplemental Fuses






Application standards

Application standards where the product can be used

Organization	Design	Standard	Description
	Suitable for applications acc.	IEC/UL 62368-1	Audio/video, information and communication technology equipment - Part 1: Safety requirements

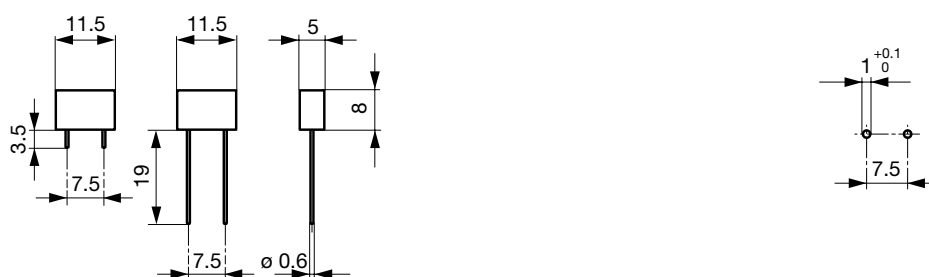
Compliances

The product complies with following Guide Lines

Identification	Details	Initiator	Description
	CE declaration of conformity	SCHURTER AG	The CE marking declares that the product complies with the applicable requirements laid down in the harmonisation of Community legislation on its affixing in accordance with EU Regulation 765/2008.
	UKCA declaration of conformity	SCHURTER AG	The UKCA marking declares that the product complies with the applicable requirements laid down in the British Amendment of Regulation (EC) 765/2008.
	RoHS	SCHURTER AG	Directive RoHS 2011/65/EU, Amendment (EU) 2015/863
	China RoHS	SCHURTER AG	The law SJ / T 11363-2006 (China RoHS) has been in force since 1 March 2007. It is similar to the EU directive RoHS.
	REACH	SCHURTER AG	On 1 June 2007, Regulation (EC) No 1907/2006 on the Registration, Evaluation, Authorization and Restriction of Chemicals 1 (abbreviated as "REACH") entered into force.

Dimension [mm]

11.5 mm



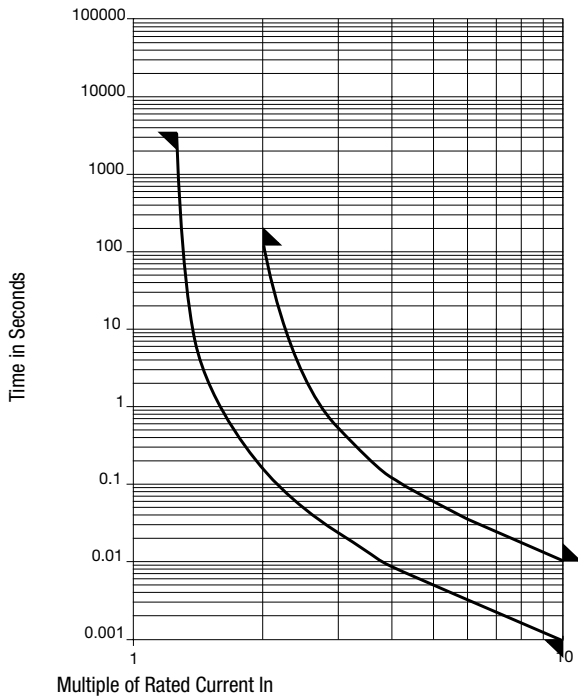
Drilling diagram

Pre-Arcing Time


Rated Current In 1.25 x In min. 2.0 x In max. 10.0 x In min. 10.0 x In max.


0.16 A - 10 A 60 min 120 s 1 ms 10 ms

Time-Current-Curves



All Variants


Rated Current [A]	Rated Voltage [VAC]	Breaking Capacity	Voltage Drop 1.0 I_n typ. [mV]	Power Dissipation 1.25 I_n typ. [mW]	Melting I ² t 10.0 I_n typ. [A ² s]		S	L	T	Order Number
0.16	250	1)	345	110	0.006	●	●			7100.1057.13
0.16	250	1)	345	110	0.006	●		●		7100.1157.13
0.16	250	1)	345	110	0.006	●			●	7100.1157.95
0.16	250	1)	345	110	0.006	●			●	7100.1157.96
0.2	250	1)	300	190	0.01	●	●			7100.1058.13
0.2	250	1)	300	190	0.01	●		●		7100.1158.13
0.2	250	1)	300	190	0.01	●			●	7100.1158.95
0.2	250	1)	300	190	0.01	●			●	7100.1158.96
0.25	250	1)	260	210	0.028	●	●			7100.1059.13
0.25	250	1)	260	210	0.028	●		●		7100.1159.13
0.25	250	1)	260	210	0.028	●			●	7100.1159.95
0.25	250	1)	260	210	0.028	●			●	7100.1159.96
0.315	250	1)	270	240	0.04	●	●			7100.1060.13
0.315	250	1)	270	240	0.04	●		●		7100.1160.13
0.315	250	1)	270	240	0.04	●			●	7100.1160.95
0.315	250	1)	270	240	0.04	●			●	7100.1160.96
0.4	250	1)	260	310	0.088	●	●			7100.1061.13
0.4	250	1)	260	310	0.088	●		●		7100.1161.13
0.4	250	1)	260	310	0.088	●			●	7100.1161.95
0.4	250	1)	260	310	0.088	●			●	7100.1161.96
0.5	250	1)	115	110	0.058	●	●			7100.1062.13
0.5	250	1)	115	110	0.058	●		●		7100.1162.13
0.5	250	1)	115	110	0.058	●			●	7100.1162.95
0.5	250	1)	115	110	0.058	●			●	7100.1162.96
0.63	250	1)	100	120	0.1	●	●			7100.1063.13
0.63	250	1)	100	120	0.1	●		●		7100.1163.13
0.63	250	1)	100	120	0.1	●			●	7100.1163.95

Rated Current [A]	Rated Voltage [VAC]	Breaking Capacity	Voltage Drop 1.0 I _n typ. [mV]	Power Dissipation 1.25 I _n typ. [mW]	Melting I ² t 10.0 I _n typ. [A ² s]		S	L	T	Order Number
0.63	250	1)	100	120	0.1	●		●		7100.1163.96
0.8	250	1)	95	150	0.21	●	●			7100.1064.13
0.8	250	1)	95	150	0.21	●		●		7100.1164.13
0.8	250	1)	95	150	0.21	●			●	7100.1164.95
0.8	250	1)	95	150	0.21	●			●	7100.1164.96
1	250	2)	155	300	0.18	●	●			7100.1065.13
1	250	2)	155	300	0.18	●		●		7100.1165.13
1	250	2)	155	300	0.18	●			●	7100.1165.95
1	250	2)	155	300	0.18	●			●	7100.1165.96
1.25	250	2)	150	360	0.28	●	●			7100.1066.13
1.25	250	2)	150	360	0.28	●		●		7100.1166.13
1.25	250	2)	150	360	0.28	●			●	7100.1166.95
1.25	250	2)	150	360	0.28	●			●	7100.1166.96
1.6	250	2)	115	340	0.61	●	●			7100.1067.13
1.6	250	2)	115	340	0.61	●		●		7100.1167.13
1.6	250	2)	115	340	0.61	●			●	7100.1167.95
1.6	250	2)	115	340	0.61	●			●	7100.1167.96
2	250	2)	112	450	1	●	●			7100.1068.13
2	250	2)	112	450	1	●		●		7100.1168.13
2	250	2)	112	450	1	●			●	7100.1168.95
2	250	2)	112	450	1	●			●	7100.1168.96
2.5	250	3)	100	500	1.2	●	●			7100.1069.13
2.5	250	3)	100	500	1.2	●		●		7100.1169.13
2.5	250	3)	100	500	1.2	●			●	7100.1169.95
2.5	250	3)	100	500	1.2	●			●	7100.1169.96
3.15	250	3)	90	520	2.4	●	●			7100.1070.13
3.15	250	3)	90	520	2.4	●		●		7100.1170.13
3.15	250	3)	90	520	2.4	●			●	7100.1170.95
3.15	250	3)	90	520	2.4	●			●	7100.1170.96
4	250	3)	95	850	4.1	●	●			7100.1071.13
4	250	3)	95	850	4.1	●		●		7100.1171.13
4	250	3)	95	850	4.1	●			●	7100.1171.95
4	250	3)	95	850	4.1	●			●	7100.1171.96
5	250	3)	90	800	7.2	●	●			7100.1072.13
5	250	3)	90	800	7.2	●		●		7100.1172.13
5	250	3)	90	800	7.2	●			●	7100.1172.95
5	250	3)	90	800	7.2	●			●	7100.1172.96
6.3	250	4)	85	960	15	●	●			7100.1073.13
6.3	250	4)	85	960	15	●		●		7100.1173.13
6.3	250	4)	85	960	15	●			●	7100.1173.95
6.3	250	4)	85	960	15	●			●	7100.1173.96
8	250	4)	80	1000	25	●	●			7100.1074.13
8	250	4)	80	1000	25	●		●		7100.1174.13
8	250	4)	80	1000	25	●			●	7100.1174.95
8	250	4)	80	1000	25	●			●	7100.1174.96
10	250	4)	75	1450	50	●	●			7100.1075.13
10	250	4)	75	1450	50	●		●		7100.1175.13
10	250	4)	75	1450	50	●			●	7100.1175.95
10	250	4)	75	1450	50	●			●	7100.1175.96

Availability for all products can be searched real-time: <https://www.schurter.com/en/Stock-Check/Stock-Check-SCHURTER>

1) UL : 35 A @ 250 VAC, cos φ = 0.99 - 1; 10 kA @ 125 VAC, cos φ = 0.7 - 0.8; 35 A @ 250 VDC, tau < 1 ms

2) UL: 63 A @ 250 VAC, cos φ = 0.99 - 1; 10 kA @ 125 VAC, cos φ = 0.7 - 0.8; 63 A @ 250 VDC, tau < 1 ms

Rated Current [A]	Rated Voltage [VAC]	Breaking Capacity	Voltage Drop 1.0 I _n typ. [mV]	Power Dissipation 1.25 I _n typ. [mW]	Melting I ² t 10.0 I _n typ. [A ² s]		S	L	T	Order Number
-------------------	---------------------	-------------------	---	---	--	---	---	---	---	--------------

3) UL: 63 A @ 250 VAC, cos φ = 0.99 - 1

4) UL: 63 A @ 250 VAC, cos φ = 0.99 - 1

Packaging Unit

.xx = .13 / S = Short Terminals	Plastic Bag (100 pcs.)
.xx = .13 / L = Long Terminals	Plastic Bag (100 pcs.)
.xx = .95 / T = Reeled	Taped 36 cm Reel (500 pcs.)
.xx = .96 / T = Reeled	Taped 36 cm Reel (1000 pcs.)