

# Type MSC / MSC-P Medium Time Delay Glass Tube Fuse 5 x 20 mm



www.optifuse.com (619) 593-5050

### Agency Standards and Listings:



PSE 1A-15A  
KC 100mA-10A

### Interrupt Ratings:

1A~15A 100A @ 250VAC – PSE  
100mA~10A 100A @ 250VAC – KC

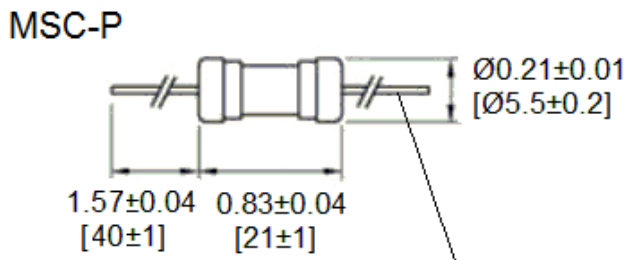
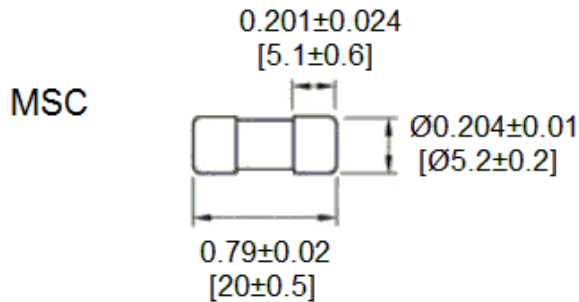
### Operating Temperature:

-55C - +125C

### Time Characteristics

135%	200%
Max	Max
1h	5s

### Mechanical Dimensions: Inches [mm]



Lead Wire: Tin Plated Copper  
Dia. 0.65±0.02mm 100mA ~ 9A  
Dia. 0.8±0.02mm 10A ~ 15A

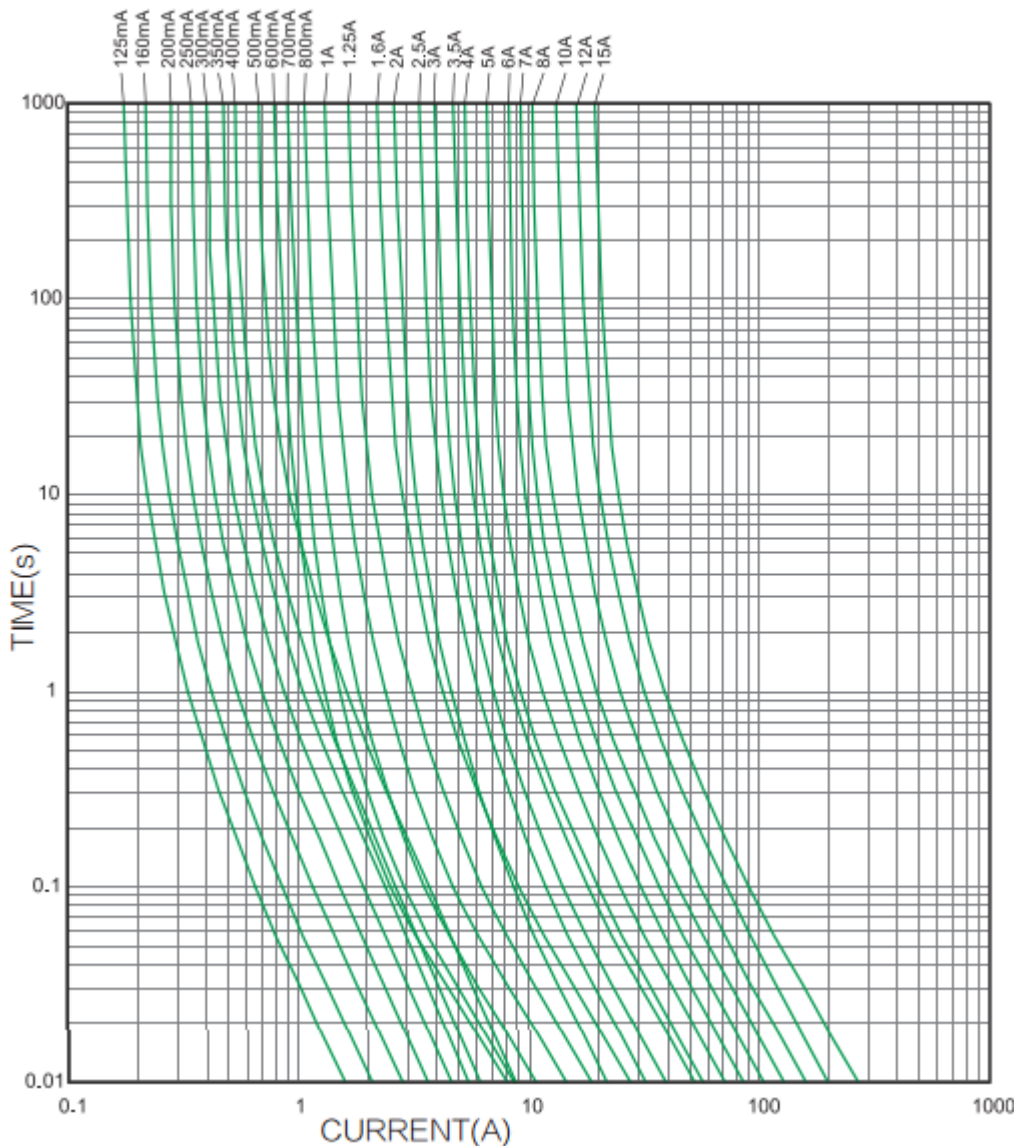
Cartridge Part No.	Axial Lead Part No.	Amper e Rating	Voltage Rating (V)	Nominal Melting I <sup>2</sup> t A <sup>2</sup> Sec
MSC-100mA	MSC-P-100mA	100mA	250V	0.01227
MSC-125mA	MSC-P-125mA	125mA		0.02530
MSC-150mA	MSC-P-150mA	150mA		0.02325
MSC-160mA	MSC-P-160mA	160mA		0.04315
MSC-200mA	MSC-P-200mA	200mA		0.08063
MSC-250mA	MSC-P-250mA	250mA		0.1341
MSC-300mA	MSC-P-300mA	300mA		0.2167
MSC-315mA	MSC-P-315mA	315mA		0.2393
MSC-350mA	MSC-P-350mA	350mA		0.3061
MSC-375mA	MSC-P-375mA	375mA		0.4017
MSC-400mA	MSC-P-400mA	400mA		0.3766
MSC-500mA	MSC-P-500mA	500mA		0.7704
MSC-600mA	MSC-P-600mA	600mA		0.6552
MSC-630mA	MSC-P-630mA	630mA		0.6880
MSC-700mA	MSC-P-700mA	700mA		0.7551
MSC-750mA	MSC-P-750mA	750mA		0.8669
MSC-800mA	MSC-P-800mA	800mA		1.165
MSC-1A	MSC-P-1A	1A		2.112
MSC-1.2A	MSC-P-1.2A	1.2A		3.608
MSC-1.25A	MSC-P-1.25A	1.25A		3.962
MSC-1.5A	MSC-P-1.5A	1.5A		6.713
MSC-1.6A	MSC-P-1.6A	1.6A		7.795
MSC-2A	MSC-P-2A	2A		4.888
MSC-2.25A	MSC-P-2.25A	2.25A		6.383
MSC-2.5A	MSC-P-2.5A	2.5A		10.49
MSC-3A	MSC-P-3A	3A		15.50
MSC-3.15A	MSC-P-3.15A	3.15A		17.41
MSC-3.5A	MSC-P-3.5A	3.5A		27.88
MSC-4A	MSC-P-4A	4A		33.47
MSC-5A	MSC-P-5A	5A		51.13
MSC-6A	MSC-P-6A	6A	75.02	
MSC-6.3A	MSC-P-6.3A	6.3A	84.15	
MSC-7A	MSC-P-7A	7A	112.1	
MSC-8A	MSC-P-8A	8A	167.0	
MSC-9A	MSC-P-9A	9A	190.3	
MSC-10A	MSC-P-10A	10A	257.8	
MSC-12A	MSC-P-12A	12A	408.1	
MSC-15A	MSC-P-15A	15A	731.9	


**Type MSC / MSC-P**  
**Medium Time Delay Glass Tube Fuse**  
**5 x 20 mm**



www.optifuse.com (619) 593-5050

**Part Number - MSC/MSC-P**  
**Time Current Graph**



<p><b>Warning:</b></p> 	<ul style="list-style-type: none"> <li>-Operation beyond the specified maximum ratings or improper use may result in damage and possible electrical arcing and/or flame.</li> <li>-Fuses are intended for occasional overcurrent protection. Application for repeated overcurrent condition and/or prolonged trip are not anticipated.</li> <li>-Avoid contact of Fuse device with chemical solvent. Prolonged contact may damage the device performance.</li> </ul>
--	--