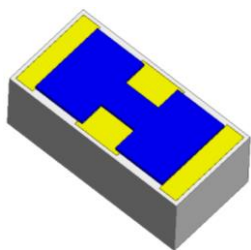


High Frequency Chip Attenuators



■ATS Series

Features

- 1005 EIA standard case size
- Attenuation values 0-10dB
- DC-50GHz performance
- Ni-alloy thin-film resistive elements
- Facedown type

Application

- Cell phone base stations, Wireless communication modules etc.



◆Part numbering system

ATS 1005 - 1dB - FD - T1

Series code: **ATS**
Size "1005" = 1.0 × 0.5mm
Attenuation: **1dB**
Type: **FD** (Facedown type)
Packaging quantity: T05(500pcs) T1(1,000pcs)

◆Electrical Specification

Attenuation	Type(circuit diagram)	Frequency Range	Attenuation Tolerance	VSWR Tolerance	Nominal Impedance	Power Rating	Packaging Quantity
0dB	THRU(Fig.3)	DC~30GHz	-0.75dB	≤1.4	50Ω	32mW	Reel T05 = 500pcs T1 = 1,000pcs
		30GHz~50GHz	-1.25dB	≤1.6			
1dB	Pi(Fig.4)	DC~30GHz	±0.75dB	≤1.5			
		30GHz~50GHz	±1.25dB	≤1.7			
2dB-10dB	Pi(Fig.4)	DC~30GHz	±0.75dB	≤1.4			
		30GHz~50GHz	±1.25dB	≤1.6			

◆Dimensions (mm)

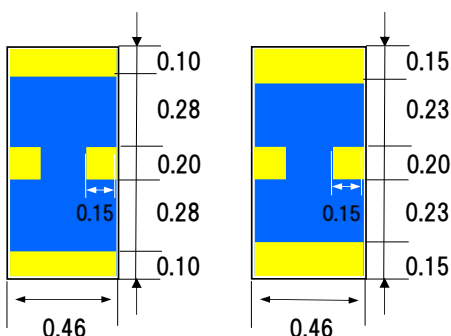
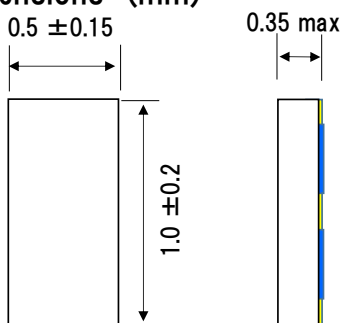


Fig.1 1dB

Fig.2 0dB, 2dB~10dB

◆Circuit Diagram

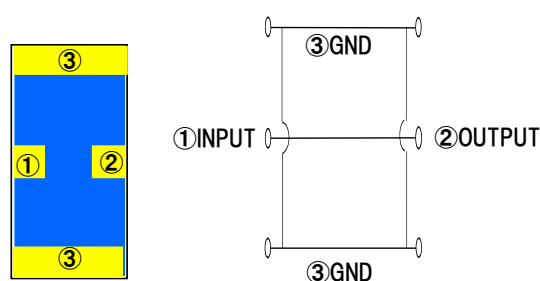


Fig.3 THRU

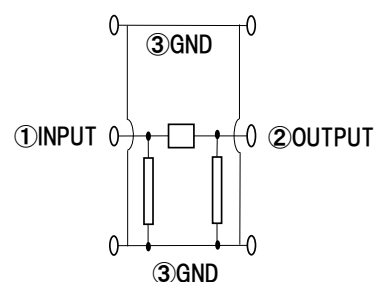
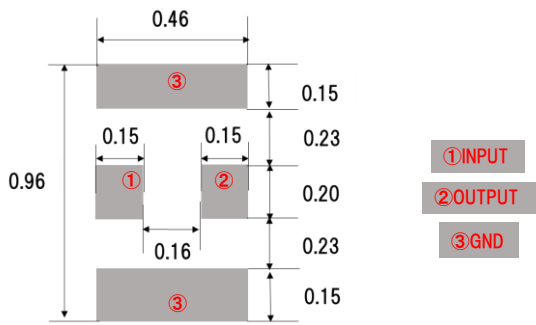


Fig.4 Pi

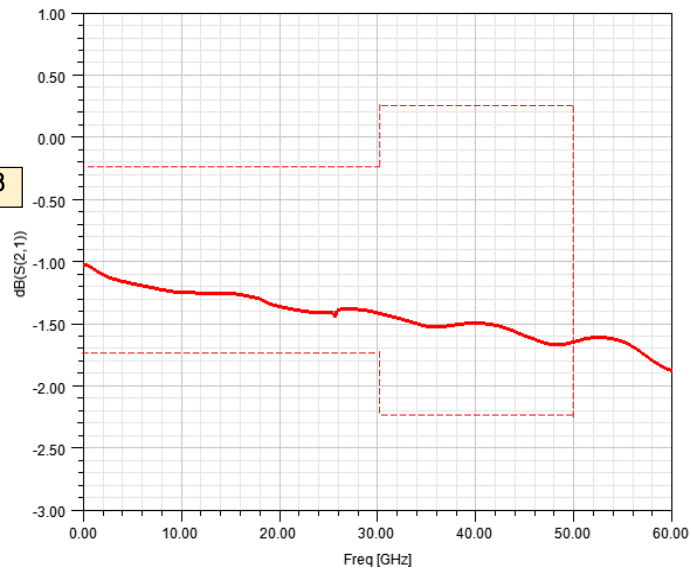


◆ Recommended Land Patterns (mm)

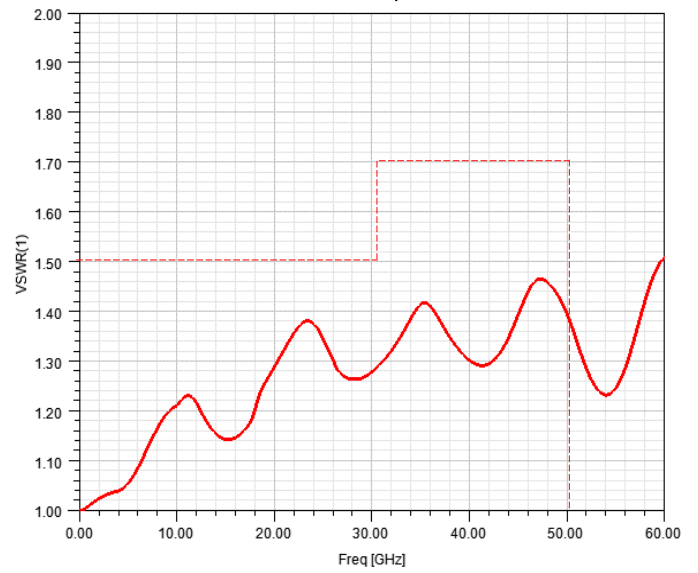


◆ Simulation results

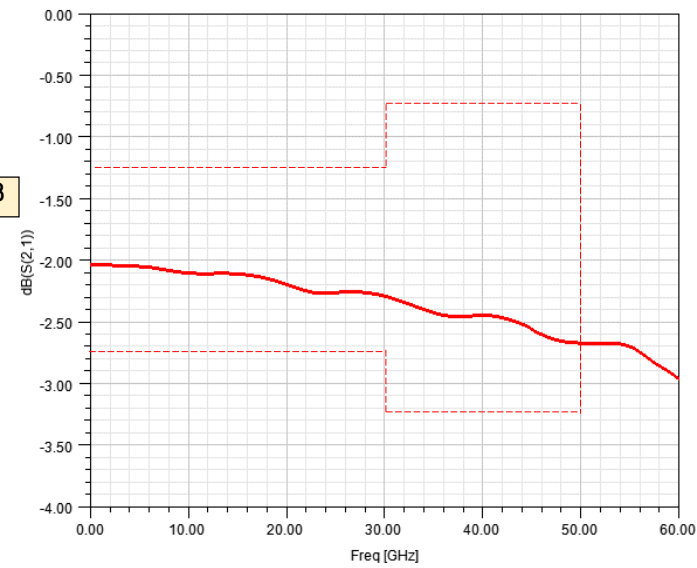
S Parameter Plot 1



VSWR Plot 1.



S Parameter Plot 1



VSWR Plot 1.

