


**MDA Series**  
**SMD Low Profile High Current Molded Inductor**  
**Size 1365**

**FEATURES**

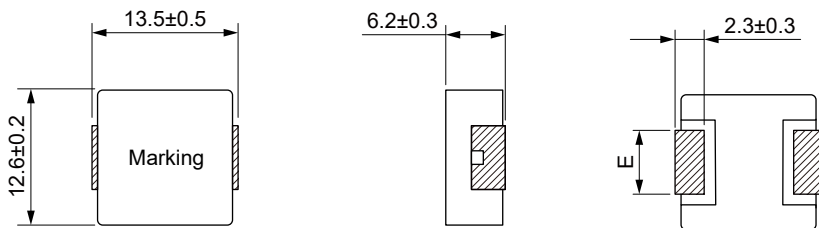
- Shielded construction
- Capable of corresponding high frequency .
- Low loss realized with low DCR.
- High performance (Isat) realized by metal dust core.
- Ultra low buzz noise, due to composite construction.
- 100% Lead(Pb)-Free and RoHS compliant.
- AEC-Q200 qualified
- Operating temperature: -55 to +155 °C (including self-temperature rise)
- Quantity: 500PCS



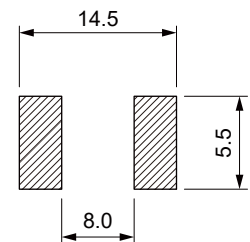
**APPLICATION**

- Headlamps, tail lamps and interior lighting
- HVAC
- Doors, window lift and seat control
- Audio subsystem
- Digital instrument cluster
- In-Vehicle Infotainment and navigation

**Dimensions: [mm]**



**Land Pattern: [mm]**



**Electrical Properties:**

Part No	Inductance @ 100KHz/1V (μH)	Tolerance	Temperature Rise Current Typ. (A)	Temperature Rise Current Max. (A)	Saturation Current Typ. (A)	Saturation Current Max. (A)	DC Resistance Typ. (mΩ)	DC Resistance Max. (mΩ)	E
MDA1365-R47M	0.47	±20%	42.0	35.0	68.0	58.0	0.88	1.02	4.7±0.3
MDA1365-R68M	0.68	±20%	36.5	33.0	55.0	46.0	1.25	1.50	4.0±0.3
MDA1365-1R0M	1.00	±20%	33.0	29.0	45.0	36.0	1.50	1.80	4.0±0.3
MDA1365-1R5M	1.50	±20%	29.0	25.0	35.0	30.0	2.20	2.60	4.0±0.3
MDA1365-2R2M	2.20	±20%	25.0	21.0	28.5	24.0	3.70	4.20	4.7±0.3
MDA1365-3R3M	3.30	±20%	22.0	19.0	27.0	22.5	5.30	6.20	4.7±0.3
MDA1365-4R7M	4.70	±20%	20.0	17.0	25.0	21.0	6.80	8.00	4.7±0.3
MDA1365-5R6M	5.60	±20%	18.0	15.0	23.0	19.5	8.30	9.80	4.7±0.3
MDA1365-6R8M	6.80	±20%	16.5	14.0	21.0	18.0	9.80	11.3	4.7±0.3
MDA1365-8R2M	8.20	±20%	15.0	12.5	19.0	17.0	12.0	13.8	4.7±0.3
MDA1365-100M	10.0	±20%	13.0	11.0	17.0	15.0	13.0	15.8	4.7±0.3
MDA1365-150M	15.0	±20%	11.0	9.5	13.5	12.0	22.0	26.0	4.7±0.3

Part No	Inductance @ 100KHz/1V (μH)	Tolerance	Temperature Rise Current Typ. (A)	Temperature Rise Current Max. (A)	Saturation Current Typ. (A)	Saturation Current Max. (A)	DC Resistance Typ. (mΩ)	DC Resistance Max. (mΩ)	E
MDA1365-220M	22.0	±20%	10.0	8.0	10.0	9.0	31.0	35.0	4.7±0.3
MDA1365-330M	33.0	±20%	9.00	6.5	9.00	8.0	46.0	55.0	4.7±0.3
MDA1365-470M	47.0	±20%	8.00	5.7	7.60	6.8	58.0	67.0	4.7±0.3
MDA1365-680M	68.0	±20%	5.80	4.8	6.00	5.0	82.0	100.0	4.7±0.3

Saturation Current will cause L to drop approximately 30%

Temperature Rise Current: The actual value of DC current when the temperature rise is  $\Delta T=40^{\circ}\text{C}$

### Typical Electrical Characteristics:

