

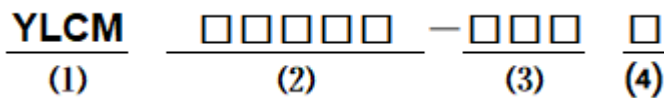
■ Features

- SMD construction, and low profile.
- High Impedance and Excellent Frequency Characteristic.
- Self Electromagnetic Shielding.
- Low Magnetic Flux Leakage.
- Operating temperature: -45°C to +105°C (Including self-temperature rise)

■ Applications

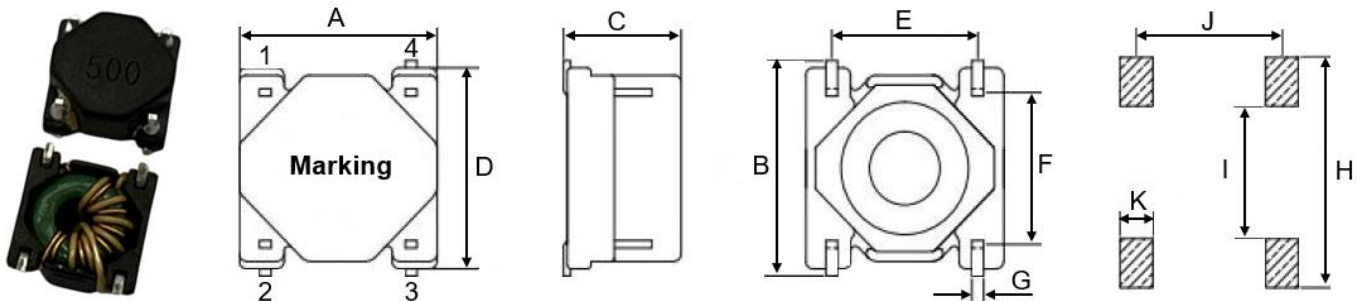
- LED Light, TV game, Monitor, etc.
- EMI common-mode noise.

■ Product Identification



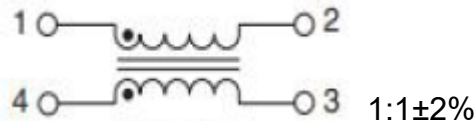
- (1) : Type
- (2) : Dimensions
- (3) : Inductance Value
- (4) : Inductance Tolerance

■ Shapes and Dimensions (Unit: mm)



TYPE	A	B Max.	C Max.	D	E	F	G	H Typ.	I Typ.	J Typ.	K Typ.
YLCM0805B	8.4±0.5	9.5	5.15	8.2±0.2	6.2±0.2	6.2±0.2	0.55	9.4	5.4	6.2	1.4

■ Schematic



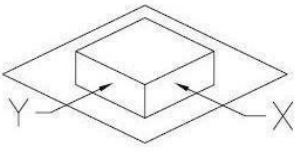
■ Electrical Characteristic

Part Number	Inductance 1-2=4-3(uH) @100KHz/0.1V	Turns Ratio (1-2):(4-3)	DCR 1-2=4-3 (mΩ)Max.	Hi-Pot 1,2-4,3 (Vac) 0.5mA/3S	IR MΩ
YLCM0805B-500MIN	50uH Min./100uH Max.	1:1±2%	72	600	100

■ Material List

NO.	ITEM	DESCRIPTION
1	CORE	T6*3*2.5
2	CASE	PM96300+CP(PIN)
3	WIRE	G2-P180
4	SOLDER	107H
5	ADHESIVE	3614
6	INK	WHITE

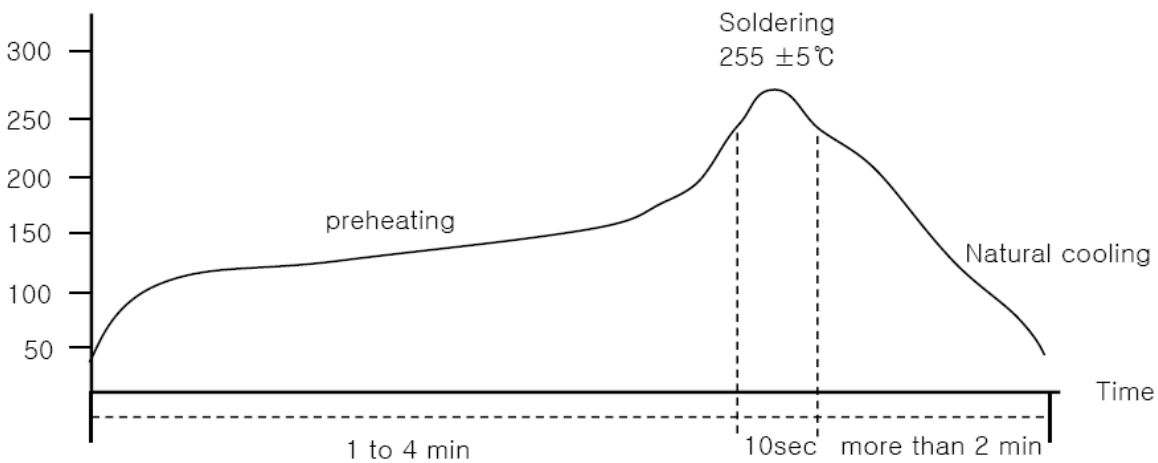
Reliability Testing

Operating Temperature	- 45 to + 105 °C (Contain Heating coil)
Appearance Inspection	No external defects by visual inspection
Terminal Strength 	After soldering , between copper plaet and terminals of coils , push in two directions of X , Y with standing 10N(1.02kg) for10+/-2 Sec. Terminal should not peel off. (Refer to figure at right)
Heat endurance of reflow soldering	Refer to figure
Insulating resistance	Over 100 MΩ at 50V D.C . between wire and core .
Dielectric Strength	Apply at 0.6KV 0.5mA for 3S between wire and core .
Temperature characteristics	Inductance coefficient (0~2,000) × 10 / °C (-45 ~ + 105 °C)
Humidity characteristics	Inductance deviation within ± 10% , after 96 hours in 90~95% relative humidity at 40 ± 2 °C and 1 hours drying under normal condition .
A test is made under the above mentioned condition , and it is kept for 2 hours in the normal	

Recommended soldering temp.Graph

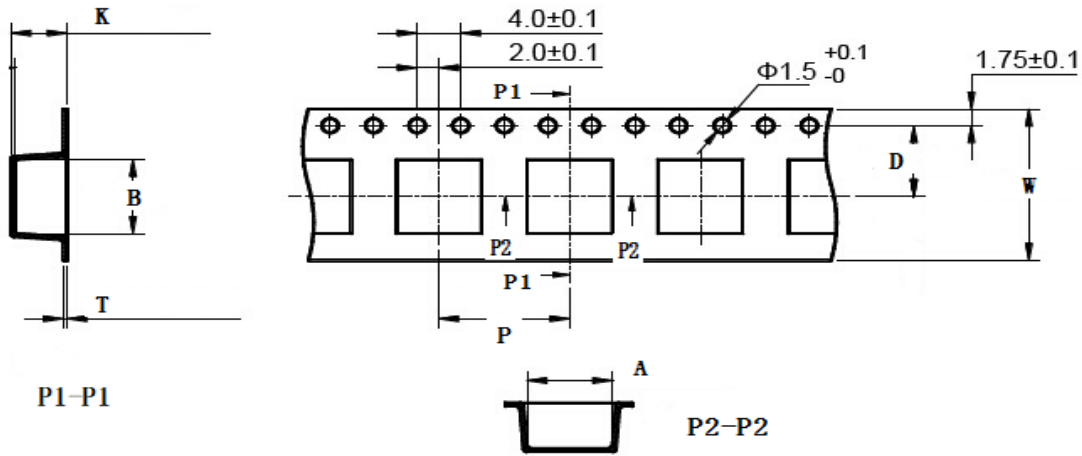
IR Reflow profile

Temperature °C



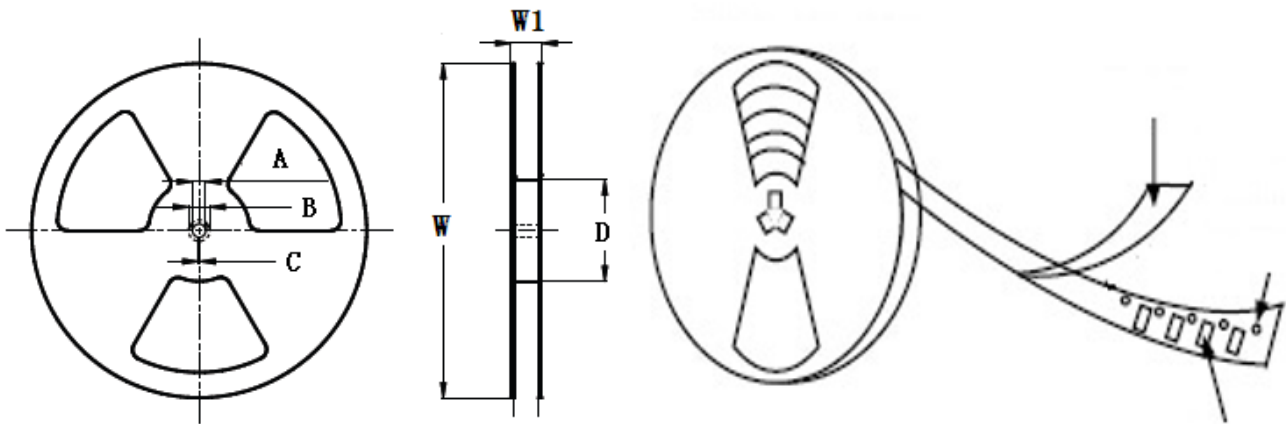
Temperature and humidity. After that,no mechanical and electrical defect should be found.

■ Taping Dimensions(Unit:mm)



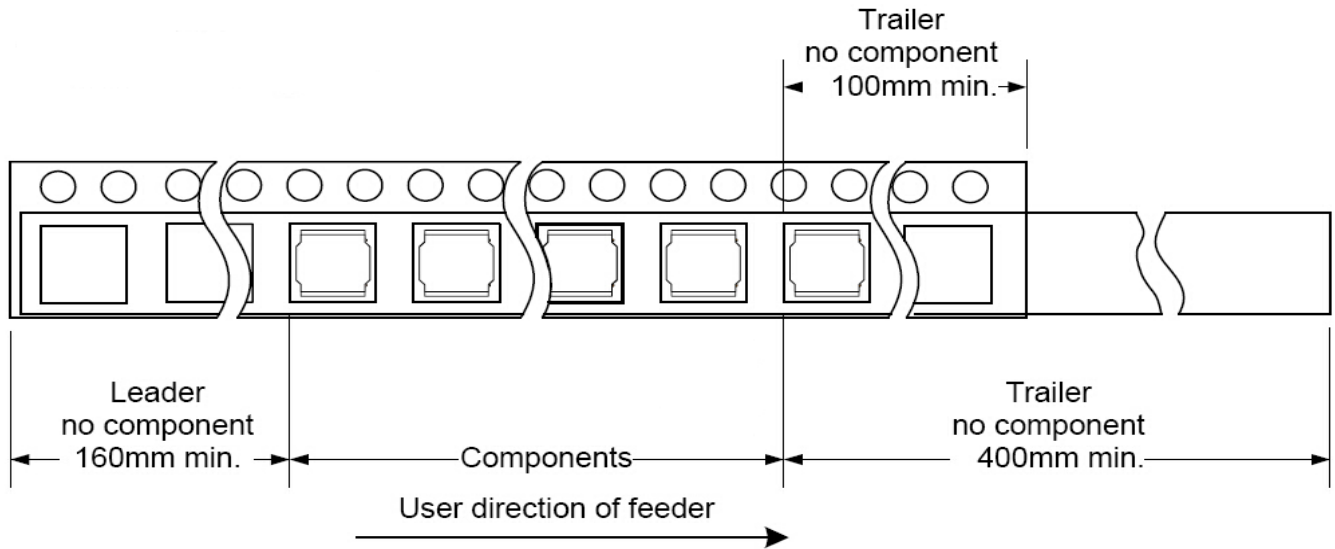
TYPE	W	A	B	D	P	K	T	MPQ
YLCM0805B	24.0±0.3	10.2±0.1	8.2±0.1	11.5±0.1	12.0±0.1	8.2±0.1	0.40±0.05	600

■ Reel Dimensions(Unit:mm)

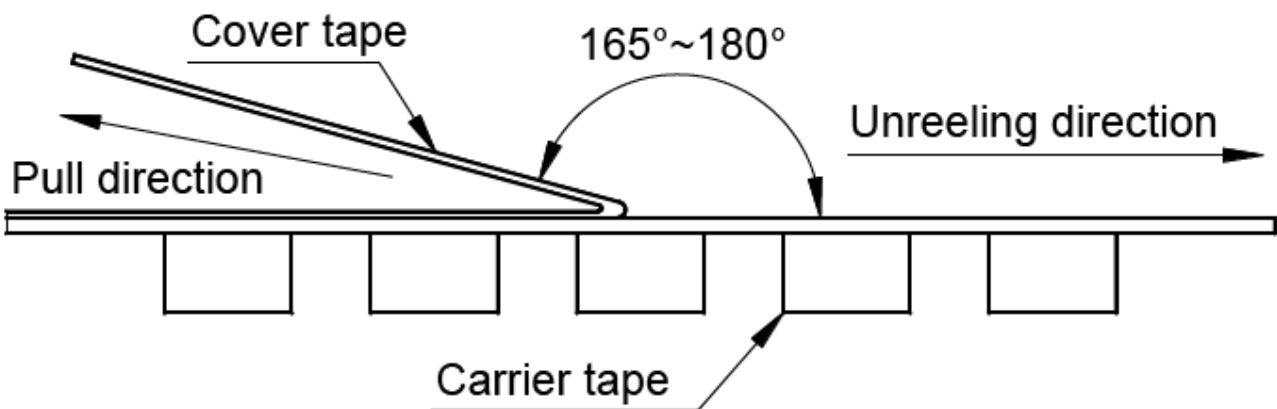


TYPE	W	W1	A	B	C	D
YLCM0805B	330±2.0	24.5±1.5	13.0±0.50	21.0±0.80	2.0±0.50	100

Direction of rolling



Cover tape peel off condition



Cover tape peel force shall be 0.1N to 1.3N.

Reference peel speed 300±10mm/min.