

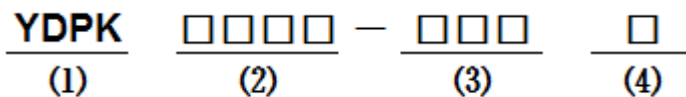
**■ Features**

- High rated current for circuit design.
- Design by special lead wire to prevent open circuit failure.
- Low cost with rugged reliability and performance fixed inductor.
- Operating temperature:  $-40^{\circ}\text{C} \sim +125^{\circ}\text{C}$ .

**■ Applications**

- TVs and Audio equipment.
- Notebook, Inkjet printer, Copying machine, Display monitor, Cellular phone.
- Switching Power Supply.
- Excellent as DC/DC converter boost or buck inductor.

**■ Product Identification**



(1) : Type

(2) : Dimensions

(3) : Inductance value

(4): Inductance Tolerance: N=±30%, M=±20%, K=±10%, J=±5%

**■ Shapes and Dimensions (Unit: mm)**



TYPE	A Max.	B Max.	C	D	E	F
YDPK0406	9.0	6.0	16.0±2.0	16.0±2.0	2.0±0.5	0.5±0.1

## ■ Electrical specification

Part Number	Inductance (uH)	Test Frequency	Max.DCR (Ω)	Isat (mA)
YDPK0406-222K	2200±10%	1KHz/1V	20	70

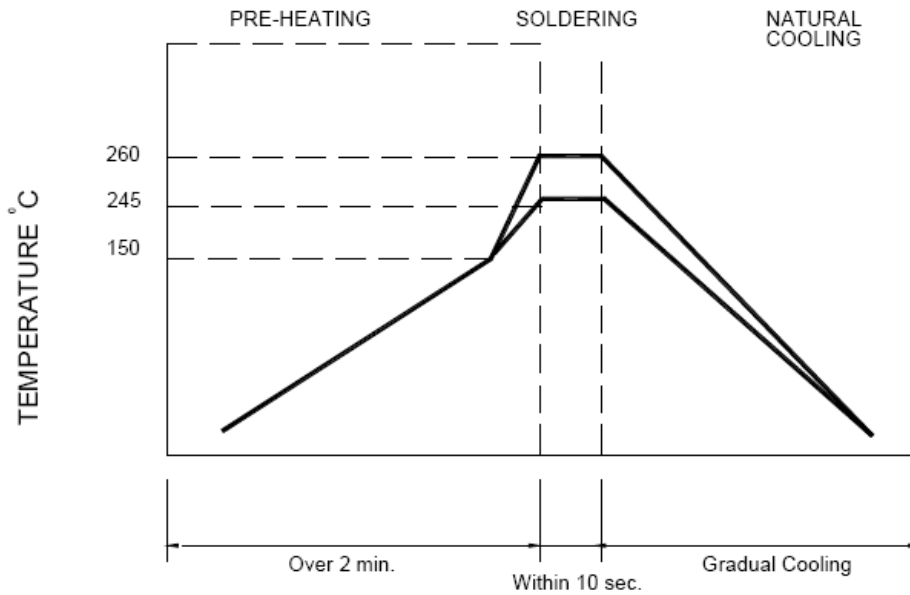
※ Design as Customer's Requested Specifications.

## ■ Reliability test

NO.	Items	Test Methods	Requirements
1	Lead terminal strength	A static pulling force of 5N in a direction parallel to the lead terminals for 60±5 seconds.	No terminal breakage or loosening.
2	Resistance to soldering heat test	Fix the samples on a 1.6mm thickness PCB, then dip the sample leads into a soldering bath of 270±5°C up to the PCB for 5±1 seconds.	No significant abnormality in appearance. Deviation relative to initial value: L: Within ±10%
3	Solder ability test	Immerse the terminal in flux for 5 seconds. Then dip the terminal into a soldering bath of 245±5°C for 2±0.5 seconds.	At least 90% of terminal electrode is covered by new solder.
4	Humidity test	Temperature: 40°C±2°C Humidity : 90%~95%RH Duration: 96±4 Hours	No significant abnormality in appearance. Deviation relative to initial value: L: Within ±10%
5	High temperature storage test	Temperature: 85°C±2°C Duration : 96±4 Hours	No significant abnormality in appearance. Deviation relative to initial value: L: Within ±10%
6	Low temperature storage test	Temperature : -25°C±2°C Time: 96±4 Hours	No significant abnormality in appearance. Deviation relative to initial value: L: Within ±10%
7	Thermal shock test	First -25±5°C for 30±3 minutes, last 85±5°C 30±3 minutes as 1 cycles. Go through 10 cycles.	No significant abnormality in appearance. Deviation relative to initial value: L: Within ±10%

**■ Soldering Conditions**

Wave Soldering:



Note:

Never contact the ceramic with the iron tip

1.0mm tip diameter(max)

**■ Material list**

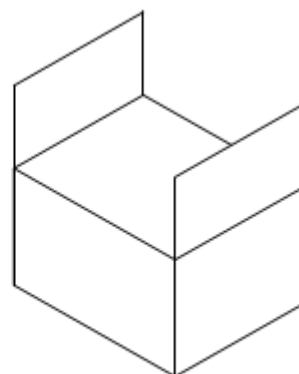
NO	ITEM	DESCRIPTION	SUPPLIER	RATING	UL FILE
1	Core	DR2W 4×6	DC		
		OR EQUIVALENT			
2	Wire	QA-1 φ 0.07mm N	YD	155°C	E344055
		OR EQUIVALENT			
3	TUBE	T-2 UL(Black)	QUANTAI	125°C	E227336
		OR EQUIVALENT			
4	PIN	CP φ0.5mm	BAICHUAN		

REMARK:

**■ Package specification**



PE 袋



Type	Quantity(pcs)			Remark
	Bag	Inside box	Outer box	
YDPK0406	1000	10000	20000	