

NOTES:

1. ALL DIMENSIONS ARE REFERENCE.

2. MATERIALS:

B HOUSING: ABS OR PBT, UL-94HB, BLACK

B COLOR INSERT: POM OR PBT, UL-94HB

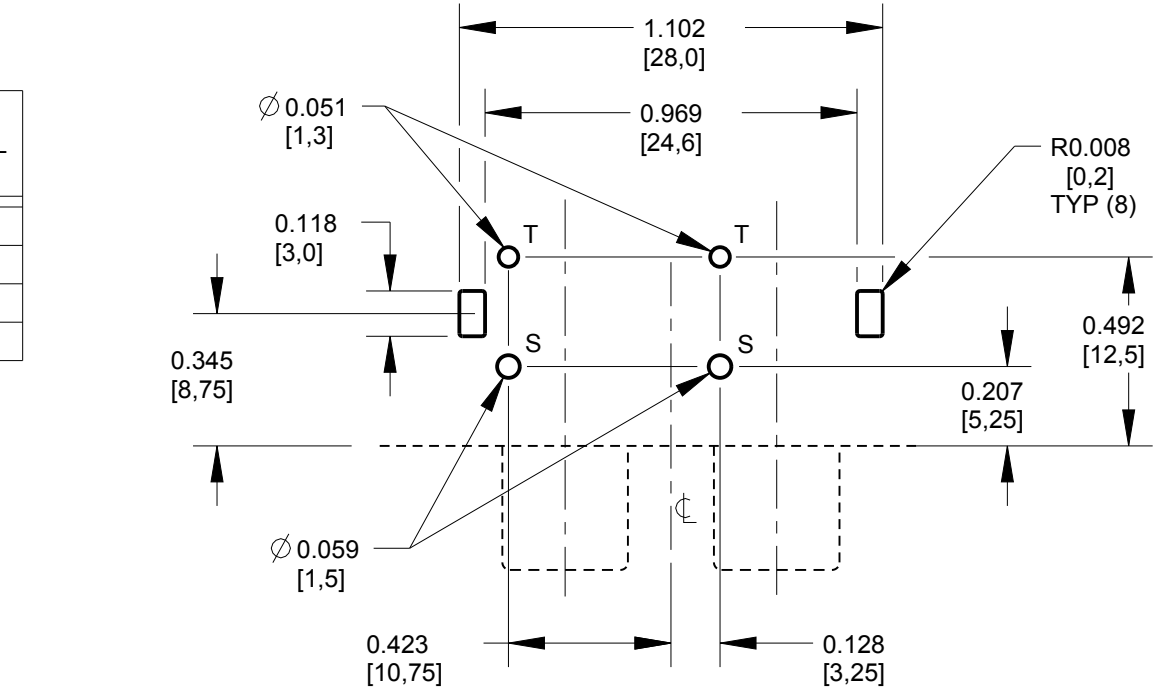
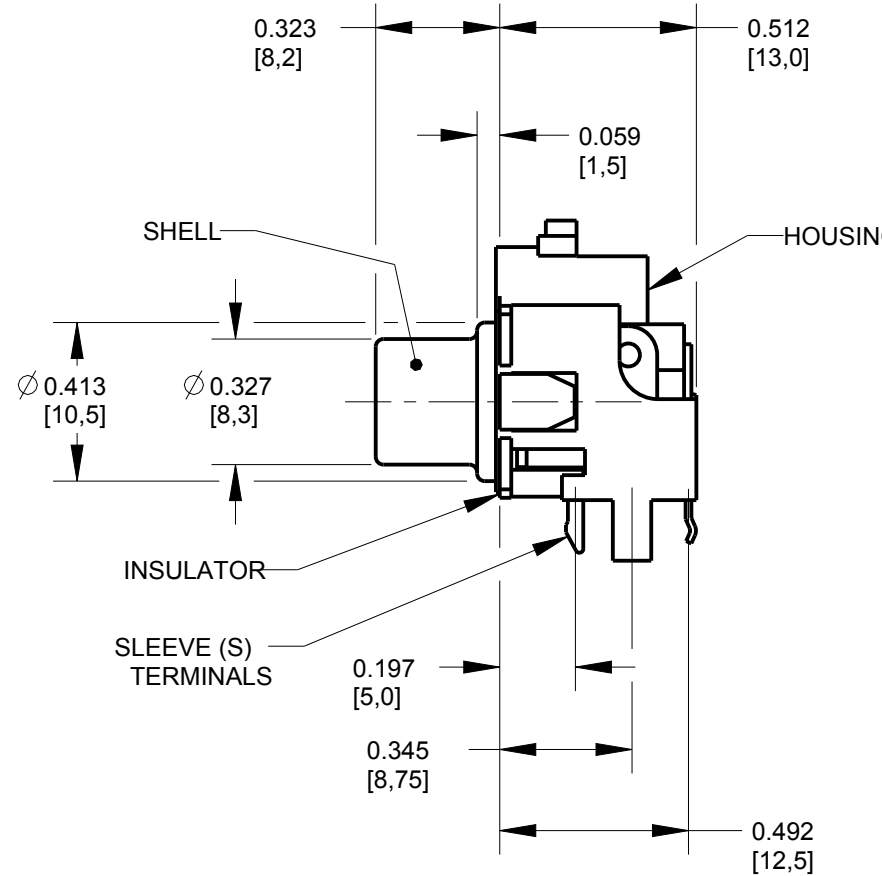
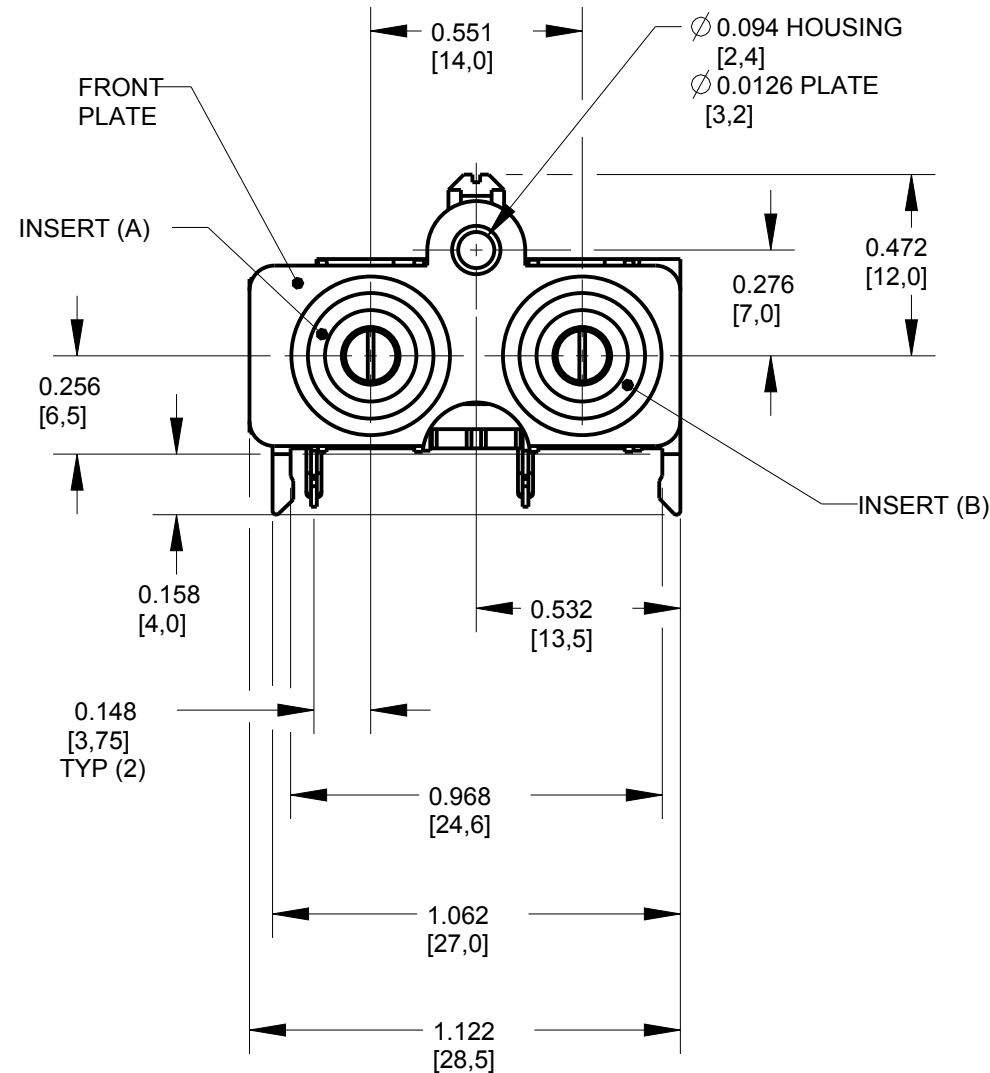
SHELL & SLEEVE TERMINALS: COPPER ALLOY, NICKEL OR GOLD PLATED

TIP TERMINALS: COPPER ALLOY, TIN PLATED

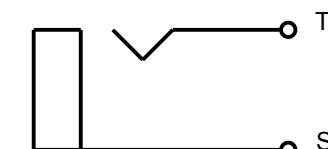
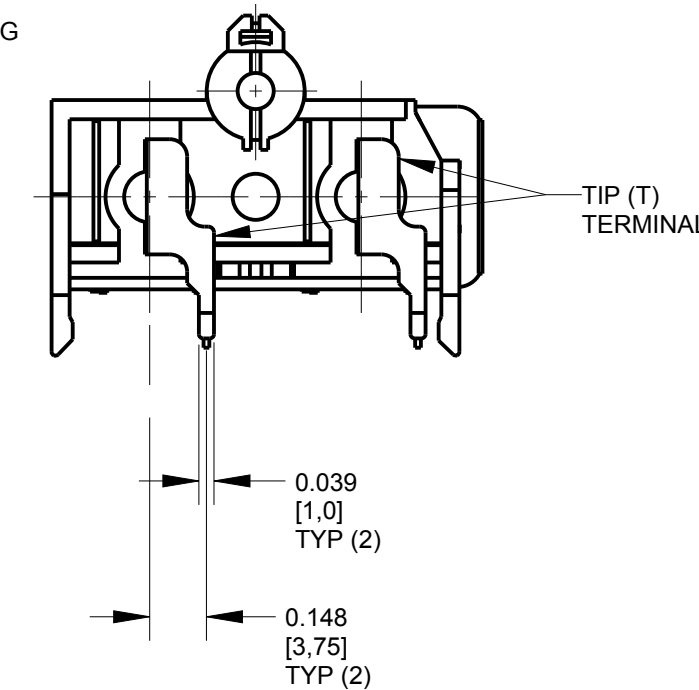
FRONT PLATE: COPPER ALLOY, NICKEL PLATED

3. THIS PART IS RoHS COMPLIANT

PART NUMBER	INSERT (A) COLOR	INSERT (B) COLOR	SHELL AND SLEEVE TERMINAL FINISH
PJRAS2X1S01X	RED	WHITE	NICKEL PLATED
PJRAS2X1S01AUX	RED	WHITE	GOLD PLATED
PJRAS2X1S02X	WHITE	RED	NICKEL PLATED
PJRAS2X1S02AUX	WHITE	RED	GOLD PLATED



P.C. BOARD LAYOUT
COMPONENT SIDE



SCHEMATIC
TYP (2) JACKS

CUSTOMER DRAWING

REV	ECO NUMBER	DATE	BY	APVD
B	27929	08-17-17	PC	TJK
A	25181	1-13-06	JL	TJK

REVISIONS

★ STAR SYMBOL DENOTES CRITICAL DIMENSION

UNLESS OTHERWISE SPECIFIED

- 1. ALL DIMENSIONS IN INCHES
-TWO PLACE DECIMALS ±0.01
-THREE PLACE DECIMALS ±0.005
-ANGLES ±1°
-ALL DIA. CONCENTRIC WITHIN 0.005 T.I.R.

- 2. FEATURES ON THE SAME CENTERLINE MUST BE ALIGNED WITHIN ±0.002

- 3. REMOVE ALL BURRS

DO NOT SCALE DRAWING

THIS DRAWING DESCRIBES A DESIGN CONSIDERED PROPRIETARY IN NATURE, DEVELOPED AND MANUFACTURED BY SWITCHCRAFT INC. AND IS RELEASED ON A CONFIDENTIAL BASIS FOR IDENTIFICATION PURPOSES ONLY.

SIZE	WIDTH	MULT	LBS/M	TEMPER
FINISH		MATERIAL		
SPEC No.		SPEC No.		
FIRST USED ON		SCALE		
		2:1		
DATE DRAWN	BY	CHKD	APVD	
13-Jan-06	JL	TJK	TJK	
		1-13-06	1-13-06	
NAME		PART No.		
PHONO JACK, RIGHT ANGLE, 2 POS. SCREW MOUNT, SHIELDED, RoHS		PJRAS2X1S__X SERIES		
SHEET 1 OF 1				REV
				B

