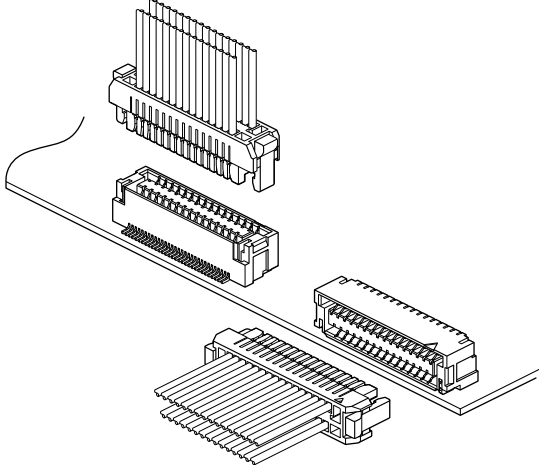


SHLV CONNECTOR



1.0 mm pitch/Disconnectable Crimp style connectors



This is the wire to board connector corresponding to the high frequency transmission (LVDS: Low Voltage Differential Signaling) with a lot of adoption for PDP, LCD - TV and so on. This connector was developed to have excellent workability, strength and cost performance. This connector is used not only for LVDS, but also for multi - circuits connector (small and space saving type) in normal circuit.

- Corresponding to LVDS (Low Voltage Differential Signaling)
- Secure locking structure
- Connector strength
- Contact locking structure

Specifications

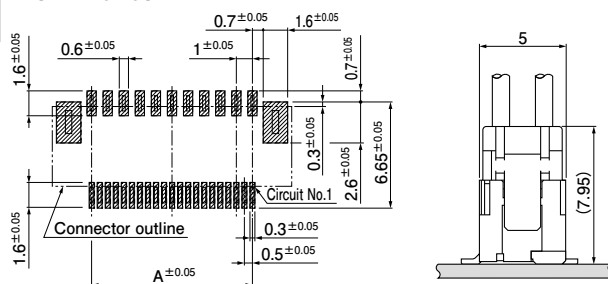
- Current rating: 1.0 A AC/DC (AWG #28)
 - Voltage rating: 30 V AC/DC
 - Temperature range: -25°C to +85°C
(including temperature rise in applying electrical current)
 - Contact resistance: Initial value/ 30 mΩ max.
After environmental tests/ 50 mΩ max.
 - Insulation resistance: 100 MΩ min.
 - Withstanding voltage: 500 VAC/minute
 - Applicable wire: Conductor size/ AWG #32 to #28
Insulation O.D./ 0.4 to 0.8 mm
- * In using the products, refer to "Handling Precautions for Terminals and Connectors" described on our website (Technical documents of Product information page).
- * RoHS2 compliance
- * Dimensional unit: mm
- * Contact JST for details.

Standards

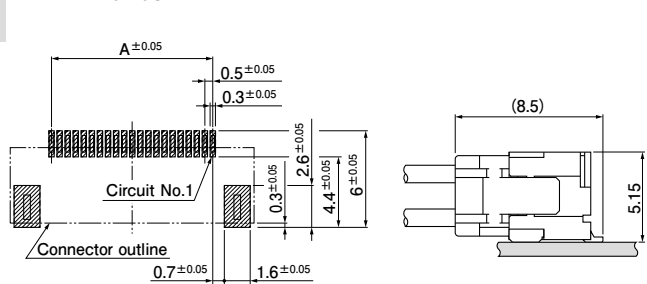
Recognized E60389

PC board layout and Assembly layout

Top entry type

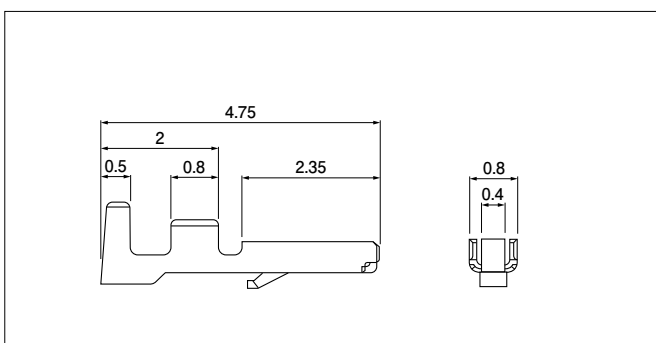


Side entry type



- Note: 1. The above figure is the figure viewed from the connector mounting side.
2. Tolerances are non-cumulative: ± 0.05 mm for all centers.
3. The dimensions above should serve as a guideline. Contact JST for details.

Contact



Model No.	Applicable wire		Insulation O.D. (mm)	Q'ty/reel
	mm ²	AWG #		
SSHL-003GA1-P0.2	0.032~0.08	32~28	0.4~0.8	41,000

Material and Finish

Phosphor bronze, nickel-undercoated, Mating part; gold-plated,
Crimping part; gold-plated

RoHS2 compliance

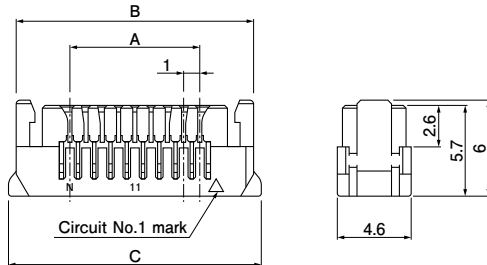
Contact	Crimping machine	Applicator		
		Crimp applicator	Dies	Crimp applicator with dies
SSHL-003GA1-P0.2	AP-K2N	MKS-L-10-3	MK/SSH/L-003-02	APLMK SSH/L003-02

Note: Contact JST for fully automatic crimping applicator.

SHLV CONNECTOR

Housing

With secure lock



No. of circuits	Model No.	Dimensions (mm)			Q'ty/bag
		A	B	C	
21	SHLVP-21V-S-1	10.0	16.7	17.7	3,000
31	SHLVP-31V-S-1	15.0	21.7	22.7	2,000

Material and Finish

PBT, UL94V-0, natural (white)

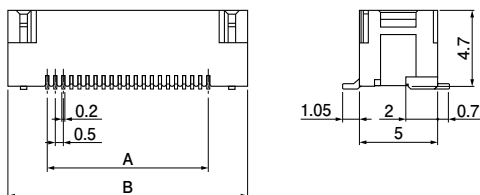
RoHS2 compliance

<For reference> As the color identification, the following alphabet shall be put in the underlined part. For availability, delivery and minimum order quantity, contact JST.

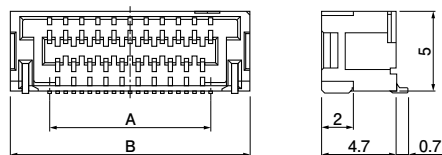
- ex. **SHLVP-21V-S-1**
 S...natural (white)
 LE...light blue

Shrouded header

Top entry type



Side entry type



No. of circuits	Model No.	Dimensions (mm)		Q'ty/reel
		A	B	
21	BM21B-SHLVS-G-TBT	10.0	15.0	1,500
31	BM31B-SHLVS-G-TBT	15.0	20.0	1,500

No. of circuits	Model No.	Dimensions (mm)		Q'ty/reel
		A	B	
21	SM21B-SHLVS-G-TB	10.0	15.0	2,000
31	SM31B-SHLVS-G-TB	15.0	20.0	2,000

Material and Finish

Contact: Phosphor bronze, nickel-undercoated, gold-plated
 Wafer: Polyamide, UL94V-0, natural (ivory)
 Solder tab: Brass, copper-undercoated, tin-plated (reflow treatment)

RoHS2 compliance This product displays (LF) (SN) on a label. The products listed above are supplied on embossed-tape.

<For reference> As the color identification, the following alphabet shall be put in the underlined part. For availability, delivery and minimum order quantity, contact JST.

<Top entry type>

- ex. **BM21B-SHLVS-G-TBT**
 S...natural (ivory)
 LE...light blue

<Side entry type>

- ex. **SM21B-SHLVS-G-TB**
 S...natural (ivory)
 LE...light blue