



# MR750 - MR760

**PRV : 50 - 1000 Volts**  
**Io : 22 Amperes**

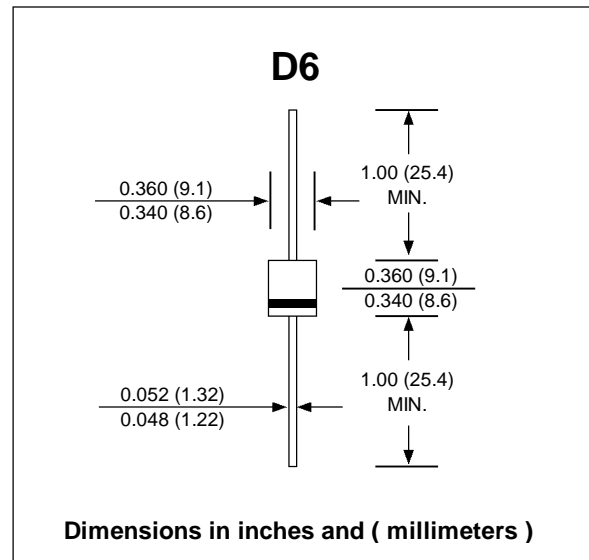
**FEATURES :**

- \* High current capability
- \* High surge current capability
- \* High reliability
- \* Low reverse current
- \* Low forward voltage drop
- \* **Pb / RoHS Free**

**MECHANICAL DATA :**

- \* Case : molded plastic
- \* Epoxy : UL94V-O rate flame retardant
- \* Lead : Axial lead solderable per MIL-STD-202, Method 208 guaranteed
- \* Polarity : Color band denotes cathode end
- \* Mounting position : Any
- \* Weight : 2.049 grams

## AUTOMOTIVE RECTIFIER DIODES



**MAXIMUM RATINGS AND ELECTRICAL CHARACTERISTICS**

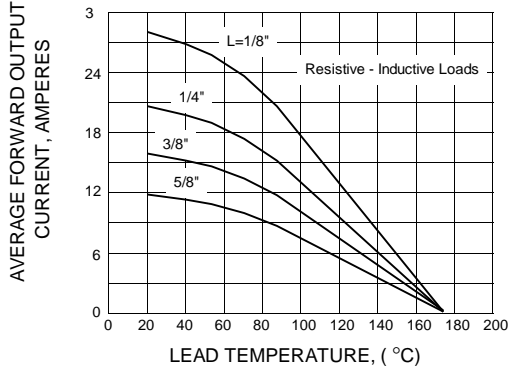
Rating at 25 °C ambient temperature unless otherwise specified.  
 Single phase, half wave, 60 Hz, resistive or inductive load.  
 For capacitive load, derate current by 20%.

RATING	SYMBOL	MR 750	MR 751	MR 752	MR 754	MR 756	MR 758	MR 760	UNIT
Maximum Repetitive Peak Reverse Voltage	V <sub>RRM</sub>	50	100	200	400	600	800	1000	V
Maximum Working Peak Reverse Voltage	V <sub>RWM</sub>	50	100	200	400	600	800	1000	V
Maximum DC Blocking Voltage	V <sub>DC</sub>	50	100	200	400	600	800	1000	V
Maximum Non-Repetitive Peak Reverse Voltage (Halfwave, single phase , 60Hz peak)	V <sub>RSM</sub>	60	120	240	480	720	960	1200	V
Maximum RMS Reverse Voltage	V <sub>R(RMS)</sub>	35	70	140	280	420	560	700	V
Maximum Average Rectified Forward Current (Halfwave, single phase , 60Hz peak)	I <sub>F(AV)</sub>	22 (T <sub>L</sub> = 60 °C , 1/8" Lead Lengths) 6 (T <sub>a</sub> = 60 °C , P.C. Board mounting)							A
Maximum Non-Repetitive Peak Forward Surge Current (surge applied at rated load conditions)	I <sub>FSM</sub>	400 (for 1 cycle)							A
Maximum Instantaneous Forward Voltage Drop ( i <sub>F</sub> = 100 A, T <sub>J</sub> = 25°C )	V <sub>F</sub>	1.25							V
Maximum Forward Voltage Drop ( I <sub>F</sub> = 6.0 A, T <sub>a</sub> = 25°C , 3/8" leads )	V <sub>F</sub>	0.9							V
Maximum Reverse Current ( at rated dc Voltage )	I <sub>R</sub>	T <sub>J</sub> = 25 °C							μA
		T <sub>J</sub> = 100 °C							mA
Junction Temperature Range	T <sub>J</sub>	- 65 to + 175							°C
Storage Temperature Range	T <sub>STG</sub>	- 65 to + 175							°C

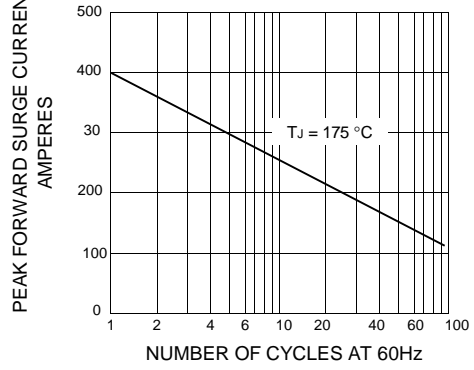


### RATING AND CHARACTERISTIC CURVES ( MR750 - MR760 )

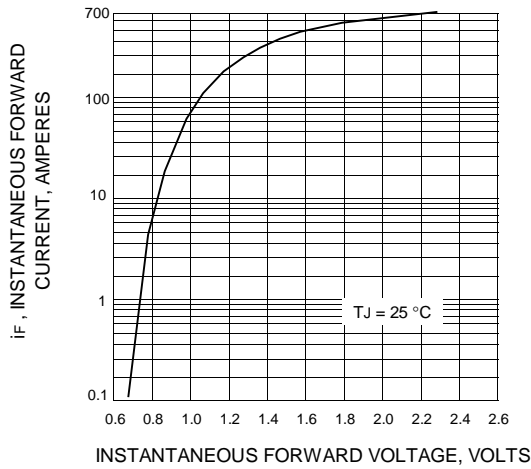
**FIG.1 - DERATING CURVE FOR OUTPUT RECTIFIED CURRENT**



**FIG.2 - MAXIMUM NON-REPETITIVE PEAK FORWARD SURGE CURRENT**



**FIG.3 - TYPICAL FORWARD CHARACTERISTICS**



**FIG.4 - TYPICAL REVERSE CHARACTERISTICS**

