



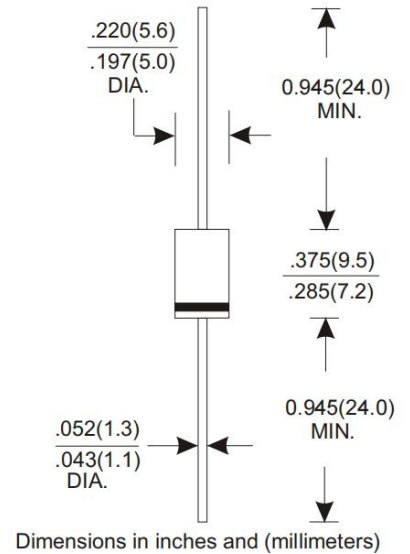
SR320 THRU SR3200

VOLTAGE RANGE 20 to 200 Volts
CURRENT 3.0 Ampere



Features

- Fast switching speed
- Low forward voltage
- Low power high efficiency
- High surge capability
- High temperature soldering guaranteed
250°C/10 seconds,0.373"(9.5mm)lead length



Mechanical Data

- Case: Transfer molded plastic
- Epoxy: UL 94V-0 rate flame retardant
- Lead :Solder plated, solderable per MIL-STD-750 method 2026
- Polarity: Color band denotes cathode end
- Weight: 0.042ounce, 1.19 gram

Maximum Ratings and Electrical Characteristics

- Ratings at 25°C ambient temperature unless otherwise specified
- Single phase, half wave, 60Hz, resistive or inductive load
- For capacitive load derate current by 20%

TYPE NUMBER	SYMBOL	SR 320	SR 340	SR 360	SR 380	SR 3100	SR 3150	SR 3200	UNIT
Maximum Repetitive Peak Reverse Voltage	V_{RRM}	20	40	60	80	100	150	200	Volts
Maximum RMS Voltage	V_{RMS}	14	28	42	56	70	105	140	Volts
Maximum DC Blocking Voltage	V_{DC}	20	40	60	80	100	150	200	Volts
Maximum Average Forward Rectified Current at TLsee figure 1 TL =100°C	$I_{(AV)}$	3.0							Amps
Peak Forward Surge Current 8.3ms single half sine-wave superimposed on rated load (JEDEC method)	I_{FSM}	80							Amps
Maximum Instantaneous Forward Voltage @ 3.0A ^(Note1)	V_F	0.55	0.7	0.85			0.95	Volts	
Maximum DC Reverse Current at rated DC Blocking Voltage per element	$T_A = 25^\circ C$	0.5			0.15			mA	
	$T_A = 100^\circ C$	20		10	1.5				
Typical thermal resistance ^(NOTE 2)	$R_{\theta JA}$	55							°C/W
	$R_{\theta JL}$	16							
Operating Junction Temperature	T_J	(-55 to +150)							°C
Storage Temperature Range	T_{STG}	(-55 to +150)							°C

Notes:

1. Pulse test:300µs pulse width,1% duty cycle.
2. Thermal Resistance from junction to Ambient at .375"(9.5mm)lead length, P.C.board mounted.



SR320 THRU SR3200

Ratings and Characteristic Curves ($T_A=25^\circ\text{C}$ unless otherwise noted)

FIG.1-FORWARD CURRENT DERATING CURVE

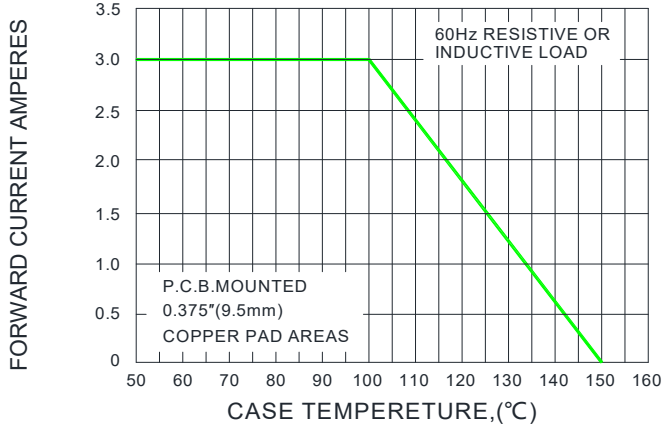


FIG.2-MAXIMUM NON-REPETITIVE PEAK FORWARD SURGE CURRENT

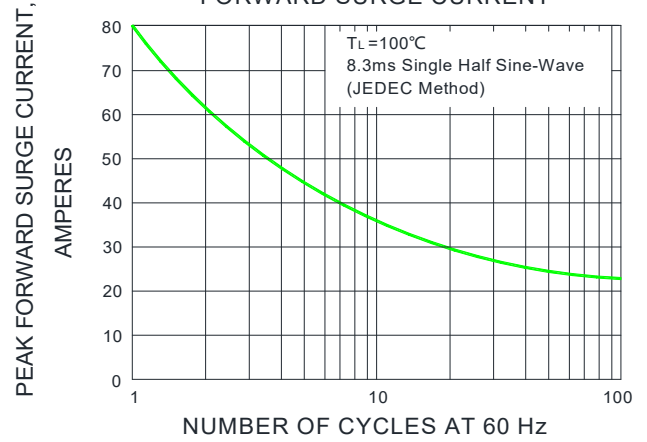


FIG.3-TYPICAL INSTANTANEOUS FORWARD CHARACTERISTICS

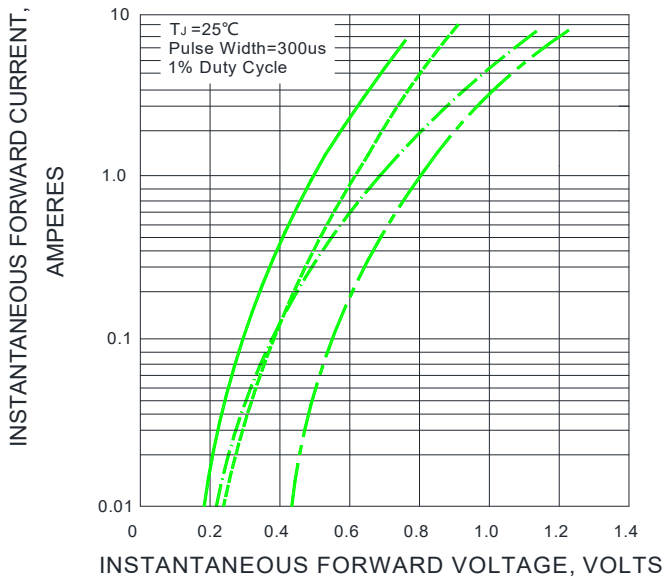


FIG.4-TYPICAL REVERSE CHARACTERISTICS

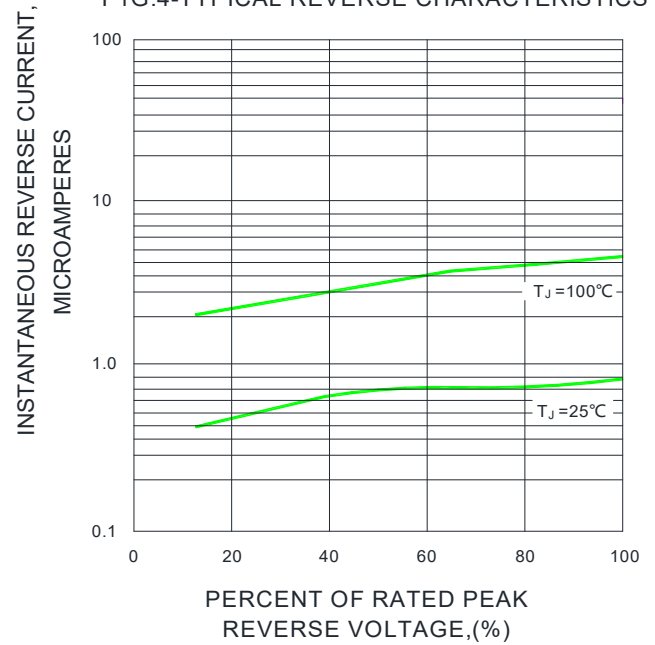
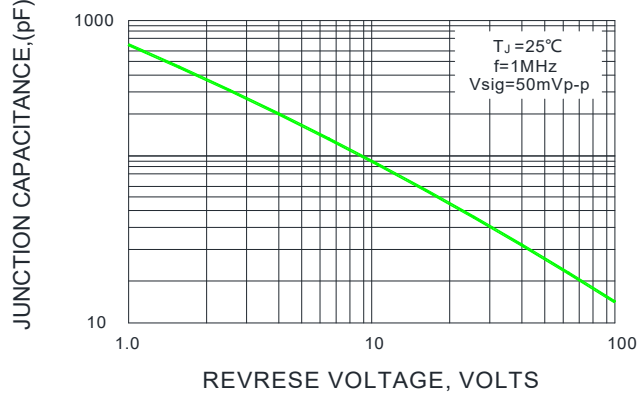
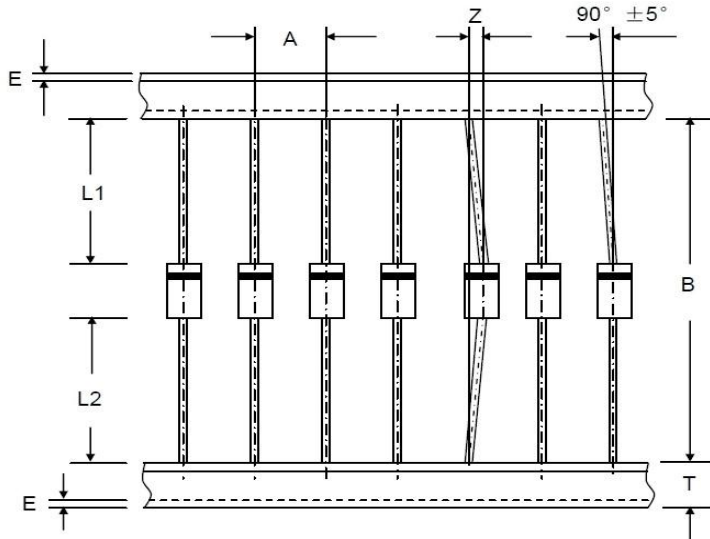


FIG.5-TYPICAL JUNCTION CAPACITANCE





Axial Lead Taping Specifications for Rectifiers

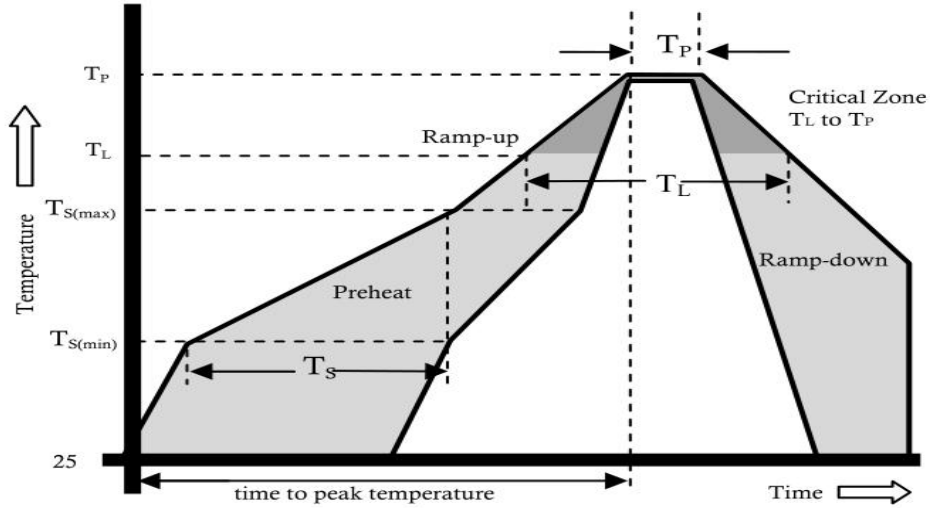


Component Outline	Component Pitch A	Inner Tape Pitch B	Cumulative Tolerance
	±0.5mm	+0.5mm -0.4mm	
DO-201AD(DO-27)	10.0mm	52.4mm	2.0mm/20pitch

Item	Symbol	Specifications(mm)	Specifications(inch)
Component alignment	Z	1.2 max	0.048 max
Tape width	T	6.0±0.4	0.236±0.016
Exposed adhesive	E	0.8 max	0.032 max
Body eccentricity	L1 - L2	1.0 max	0.040 max



Reflow Profile



Reflow Condition		Pb-Free Assembly
Pre Heat	Temperature Min.	+150°C
	Temperature Max.	+200°C
	Time(Min to Max)	60-180 secs.
Average ramp up rate(Liquidus Temp(TL) to peak)		3°C/sec. Max.
TS(max) to TL - Ramp-up Rate		3°C/sec. Max.
Reflow	Temperature (TL)(Liquidus)	+217°C
	Temperature (TL)	60-150 secs.
Peak Temp (TP)		+(260+0/-5)°C
Time within 5°C of actual Peak Temp (TP)		25 secs.
Ramp-down Rate		6°C/sec. Max.
Time 25°C to peak Temp (TP)		8 min. Max.
Do not exceed		+260°C



Disclaimer

The information presented in this document is for reference only. Chongqing changjie Electronic Technology Co., Ltd. reserves the right to make changes without notice for the specification of the products displayed herein to improve reliability, function or design or otherwise.

The product listed herein is designed to be used with ordinary electronic equipment or devices, and not designed to be used with equipment or devices which require high level of reliability and the malfunction of which would directly endanger human life (such as medical instruments, transportation equipment, aerospace machinery, nuclear-reactor controllers, fuel controllers and other safety devices), Changjie or anyone on its behalf, assumes no responsibility or liability for any damages resulting from such improper use of sale.

This publication supersedes & replaces all information previously supplied. For additional information, please visit our website [http:// www.czlangjie.com](http://www.czlangjie.com) , or consult your nearest Langjie's sales office for further assistance.