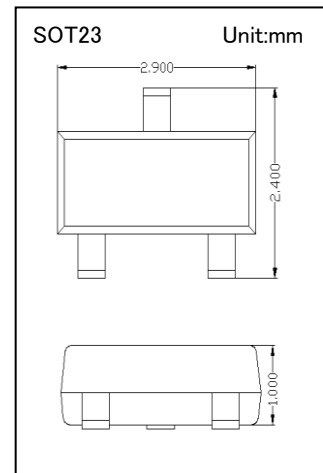


DATA SHEET

MMBD4148/CA/CC/SE

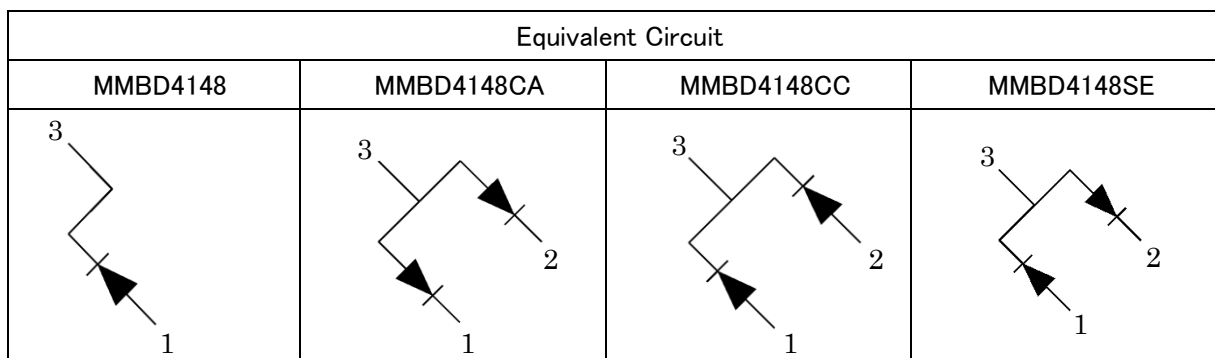
- ◇ Fast Switching Speed
- ◇ For General Purpose Switching Applications
- ◇ High Conductance
- ◇ Low Current Leakage
- ◇ Small Outline Surface Mount Package
- ◇ RoHS compliant / Green EMC

Device Marking Code	
MMBD4148	KA2
MMBD4148CA	D6
MMBD4148CC	D5
MMBD4148SE	D4



Maximum Ratings (Ta = 25 °C)

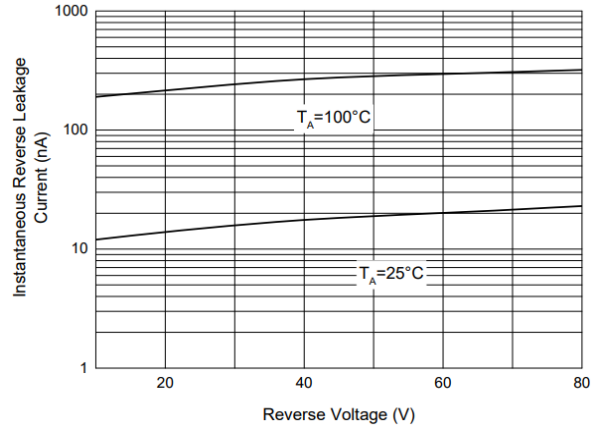
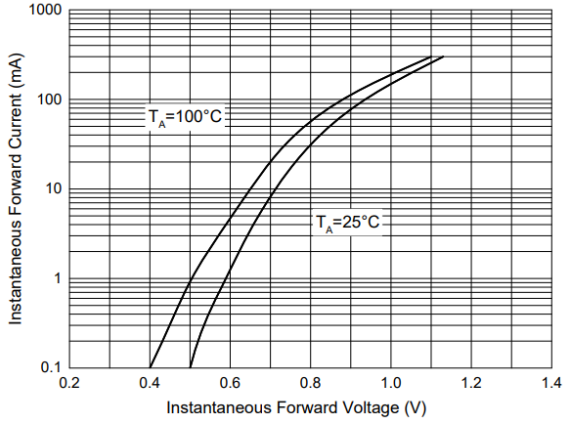
Symbol	Parameter	Value	Units
V_R	Continuous Reverse Voltage	75	V
V_{RRM}	Non Repetitive Peak Reverse Voltage	100	V
I_{FM}	Forward Continuous Current	250	mA
I_O	Average Rectified Output Current	200	mA
I_{FSM}	Non-R Repetitive Peak Forward Surge Current @8.3mS	2	A
P_D	Power Dissipation	350	mW
$R_{\theta JA}$	Thermal Resistance Junction to Ambient	357	°C/W
T_{STG}	Storage Temperature Range	-55~+150	°C
T_J	Junction Temperature	150	°C



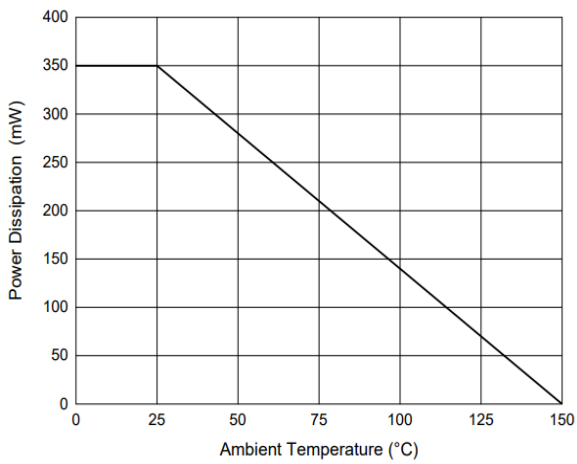
Electrical Characteristics (Ta = 25 °C)

Symbol	Parameter	Test Conditions	Min	Typ	Max	Units
V _R	Reverse Breakdown Voltage	I _R =100uA	100			V
		I _R =5uA	75			
V _F	Forward Voltage	I _F =1mA			0.715	V
		I _F =10mA			0.855	
		I _F =50mA			1	
		I _F =150mA			1.25	
I _R	Reverse Voltage Leakage Current	V _R =20V			25	nA
		V _R =75V			1	uA
C _J	Typical Junction Capacitance	V _R =0V, f=1.0MHz			2	pF
T _{rr}	Reverse Recovery Time	I _F =I _R =10mA, I _{rr} =0.1mA, R _L =100Ω			4	nS

Characteristics Curves

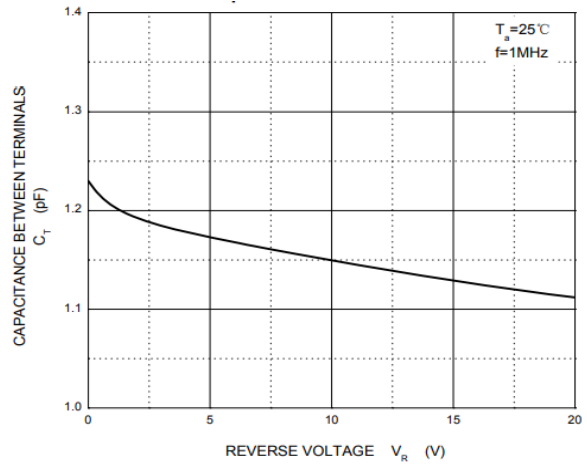


Typical Instantaneous Forward Characteristics



Power Derating Curve

Typical Reverse Leakage Characteristics



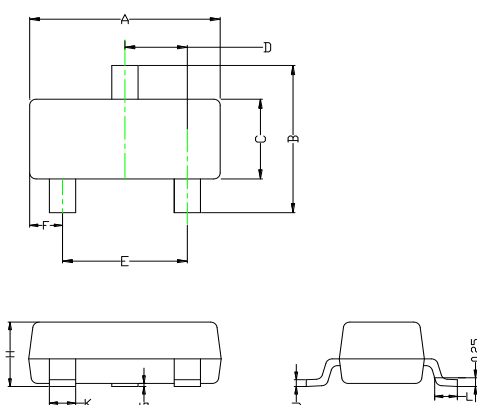
Capacitance Characteristics

Ordering Information

Device	Package	Shipping	Tape wide	Emboss pitch	Tape specification	Notes
MMBD4148/C A/CC/SE	SOT23	Tape & Reel 3000pcs /7" Reel	8mm	4mm	Conductive	

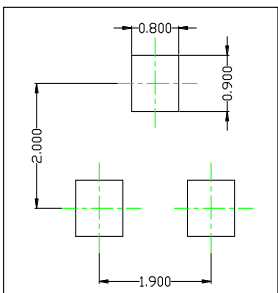
Package Dimensions

Package outline : SOT23



Symbol	Dimensions in mm	
	Min.	Max.
A	2.800	3.040
B	2.100	2.640
C	1.200	1.400
D	0.890	1.030
E	1.780	2.050
F	0.450	0.600
G	0.013	0.100
H	0.900	1.110
J	0.085	0.180
K	0.370	0.510
L	0.300	0.500

SOT23 Package Outline



Land Pattern Recommendation

Notice:

- Lead plating: Pb free solder
- Lead thickness includes solder plating
- Lead frame: CAC-5
- Other Tolerance: ± 0.05