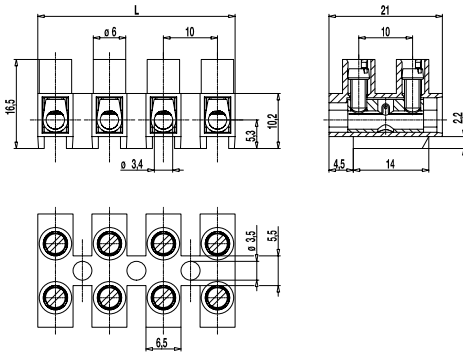


## 323-FU-16,5(-HDS)

Socket terminal strip

Screw connection, with 2,2 mm raised base



The socket terminal strip 323-FU-16,5 with raised foot is available in 10 mm pitch and with 1 to 12 poles.

The raised foot increases the creepage distance between terminal body and mounting surface.

The flexible polyamide moulding can even be mounted on curved surfaces.

The wire protector of the "HDS"-version reliably prevents damage to multi-wire flexible conductors by the turning screw.

### Part Numbers

No. of poles	323-FU-16,5	323-FU-16,5-HDS	Length	PU
1	11.822.048	31.822.048	8,00	5000
2	12.822.048	32.822.048	18,00	1000
3	13.822.048	33.822.048	28,00	1000
4	14.822.048	34.822.048	38,00	500
5	15.822.048	35.822.048	48,00	500
6	16.822.048	36.822.048	58,00	100
7	17.822.048	37.822.048	68,00	70
8	18.822.048	38.822.048	78,00	70
9	19.822.048	39.822.048	88,00	60
10	20.822.048	40.822.048	98,00	50
11	21.822.048	41.822.048	108,00	50
12	22.822.048	42.822.048	117,00	50

### Part Numbers: "no flame" acc. to glow-wire test

No. of poles	323-FU-16,5	323-FU-16,5-HDS	Length	PU
2	12.822.023.EN6		18,00	1000
3	13.822.023.EN6		28,00	1000
12	22.822.023.EN6		117,00	50

further number of poles on request

### General Information

Pitch	10 mm
No. of poles	1 - 12
Areas of application	For lighting applications and similar electrical equipment.




### Technical Data

Clamping Range	<i>solid / flexible / AWG</i>		
<i>without wire protector</i>	0,75 - 6 mm <sup>2</sup> / 0,75 - 4 mm <sup>2</sup> / 18 - 10 AWG		
<i>with wire protector</i>	0,5 - 4 mm <sup>2</sup> / 0,5 - 2,5 mm <sup>2</sup> / 20 - 12 AWG		
Rated Cross Section	2,5 mm <sup>2</sup>		
Wire Stripping Length	6,5 mm ± 0,5 mm		
Overvoltage Category	III	III	II
Pollution Severity Level	3	2	2
Rated Voltage	630 V	630 V	1000 V
Rated Impulse Voltage	6 kV	6 kV	6 kV
Rated Insulation Voltage	750 V acc. to EN 60998-1		
Rated Current	24 A		
Torque	0,5 Nm		

### Material

Moulding	PA, natural, V-2 (PA, white, V-0) Details in brackets apply for "no flame" products		
Comparative Tracking Index	CTI ≥ 600		
Insulating Group	I		
Temperature Range	-40°C up to 100°C		
Terminal Body	Nickel plated brass		
Screw	M3; zinc plated steel, blue passivated		
Wire protector	Stainless steel strip		

### Approvals

	Current [A]	Voltage [V]	Group	AWG	[Nm]
	30	300	B	22 - 10	0,51
	30	150	C	22 - 10	0,51
	10	300	D	22 - 10	0,51
	25	300	B	26 - 10	0,51
	25	150	C	26 - 10	0,51
	10	300	D,E	26 - 10	0,51
	Current [A]	Voltage [V]	[mm <sup>2</sup> ]		
	24	750	2,5		

### Options / Accessories

- Marking options on and between the screw guides
- Marking strips BST-323
- Jumper 323-J
- Moulding made of special polyamide for e.g. household appliances
- Screws made out of brass
- Crosshead screws
- Cover caps A-323 und base plate B-323 for additional contact protection
- Integrated wire stop (323-V-FU-16,5(-HDS))