
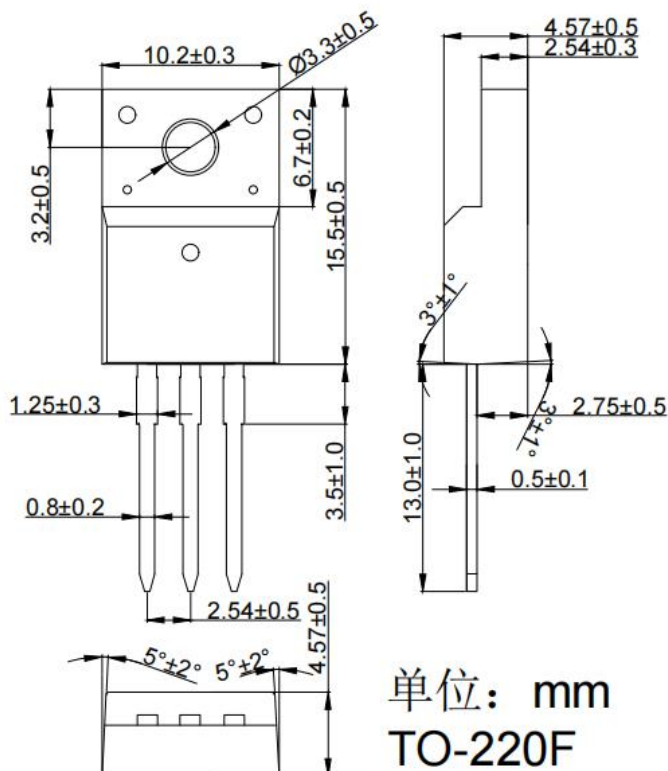
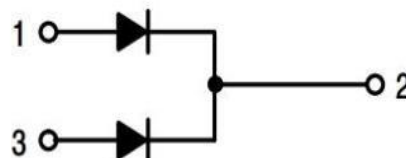


◆ Features:

- ✧ High switching frequency
开关频率高
- ✧ Low forward voltage drop
正向压降低
- ✧ High efficiency and low power loss
高效低功耗
- ✧ High volume of current and good capability of surge current
大电流浪涌能力强

◆ Applications

- ✧ High frequency rectifier of switching mode power supplies
高频整流器开关电源
- ✧ Freewheeling diodes
续流二极管
- ✧ Polarity protection application
极性保护应用
- ✧ DC-DC converters
直流-直流变换器


TO-220F

PIN CONNECTIONS


◆ Absolute Maximum Ratings (Tc=25°C)

| Symbol | Parameters | Ratings | Unit |
|--------------------|--|----------------|------|
| V _{RRM} | Repetitive Peak Reverse Voltage 最大反向重复峰值电压 | 100 | V |
| V _{RWM} | Working peak reverse voltage 反向峰值工作电压 | 100 | V |
| V _R | Maximum DC blocking voltage 最大直流反向电压 | 100 | V |
| I _{F(AV)} | Maximum average forward rectified current Total device 最大正向平均电流 | 60 | A |
| I _{FSM} | Peak Forward Surge Current 正向峰值浪涌电流 | 500 | A |
| T _j | Operating junction temperature range 结温 | 175 | °C |
| T _{stg} | Storage temperature range 贮存温度 | -55~175 | °C |

◆ Electrical characteristics

| Symbol | Parameters | Min | Typical | Max | Units | Conditions |
|----------------------|--|-----|----------------------------|----------------------------|-------|--|
| I _R | Maximum Reverse Leakage Current (Note 1) 最大反向瞬态电流 | -- | -- | 80 | uA | V _R =V _{RRM} T _C =25 °C |
| V _F | Maximum Instantaneous Forward Voltage (Note 2) 最大瞬态正向压降 | -- | 0.52 0.63 | 0.59 0.70 | V | I _F =10 A, T _C =25 °C I _F =20 A, T _C =25 °C |
| R _{th(j-c)} | Typical Thermal Resistance, Junction to Case 结到外壳的典型热阻 | -- | -- | 0.5 | °C/W | |
| dV/dt | Voltage Rate of Change 电压变化率 | -- | -- | 10000 | V/μs | |

Note 1: 2.0uS Pulse Width, f=1.0KHz

Note 2: Pulse Test : 300us Pulse Width, 1% Duty Cycle