


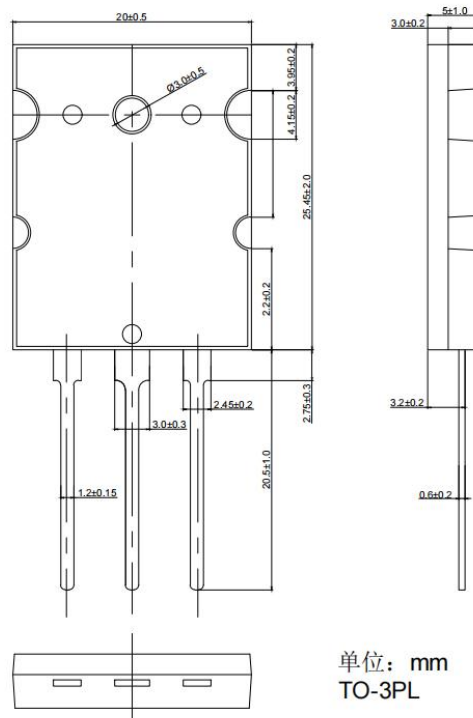
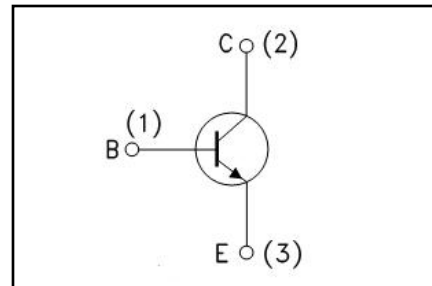
◆ **Features:**

- ◇ High efficiency, low deviation
高效率, 低偏差
- ◇ Small input impedance, low consumption of power
输入阻抗小, 功耗低
- ◇ Resistant of high temperature, high humidity
抗高温、高湿
- ◇ Good stability, reliability
稳定性好, 可靠性高



◆ **Applications**

- ◇ Audio amplifier
音频放大器
- ◇ Switching applications
开关应用
- ◇ Complement to Type MJL4032A(PNP)
与 MJL4032A(PNP) 互补应用
- ◇ Recommend for 230W high fidelity audio frequency amplifier output stage applications
推荐用于 230W 高保真音频放大器输出级应用



◆ Absolute Maximum Ratings ($T_c=25^\circ\text{C}$)

Symbol	Parameters	Ratings	Unit
VCBO	Collector-Base Voltage 集电极 - 基极电压	350	V
VCEO	Collector-Emitter Voltage 集电极 - 发射极电压	350	V
VEBO	Emitter-Base Voltage 发射极 - 基极电压	7	V
I_c	Collector Current-Continuous 集电极连续电流	15	A
I_B	Base Current-Continuous 基极连续电流	1.5	A
PC	Collector Power Dissipation 耗散功率	230	W
T_j	Max. Operating junction temperature 最大结温	150	$^\circ\text{C}$
Tstg	Storage Temperature 存储温度	-55 ~ +125	$^\circ\text{C}$

◆ Electrical characteristics (Tc=25°C unless otherwise noted)

Symbol	Parameters	Min	Typ	Max	Units	Conditions
I_{CBO}	Collector Cutoff Current 集电极截止电流		--	100	μA	$V_{CB}=350V, I_B=0$
I_{EBO}	Emitter Cutoff Current 发射极截止电流		--	100	μA	$V_{EB}=7V, I_C=0$
BV_{CEO}	Collector Emitter Sustaining voltage(Note 1) 集电极发射极持续电压	350			V	$I_C=1mA, I_B=0$
$V_{CE(sat)}$	Collector Emitter Saturation Voltage(Note 1) 集电极发射极饱和电压			1.0	V	$I_C=8A, I_B=0.8A$
h_{FE}	DC Current Gain(Note 1) 直流电流增益	80	--	160		$I_C=1A, V_{CE}=5V$
f_T	Current-Gain—Bandwidth 电流增益带宽	10	--	--	MHz	$V_{CE}=5V,$ $I_C=1A, f=1MHz$

Note 1: Pulse test: PW ≤ 300us , duty cycle ≤ 2%.