

## Features

- Ultra small package: 1.0x0.6x0.5mm
- Ultra low capacitance: 0.5pF typical
- Ultra low leakage: nA level
- Low operating voltage: 5V
- Low clamping voltage
- 2-pin leadless package
- Complies with following standards:
  - – IEC 61000-4-2 (ESD) immunity test
    - Air discharge:  $\pm 20\text{kV}$
    - Contact discharge:  $\pm 15\text{kV}$
  - – IEC61000-4-5 (Lightning)4A (8/20 $\mu\text{s}$ )
- RoHS Compliant
- Lead Finish: NiPdAu

## Mechanical Characteristics

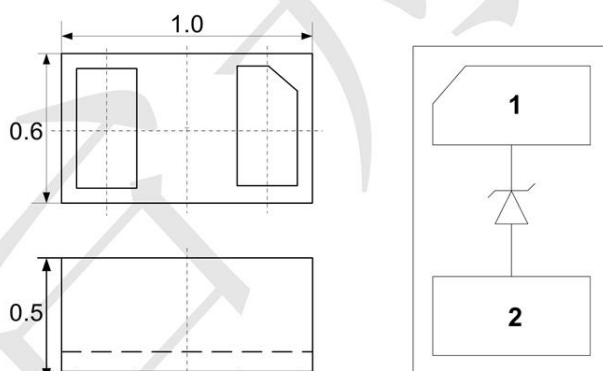
- Package: DFN1006-2 (0402)
- Lead Finish: Matte Tin
- Case Material: "Green" Molding Compound.
- Moisture Sensitivity: Level 3 per J-STD-020
- Terminal Connections: See Diagram Below
- Shipping Qty :10000/7Inch Tape & Reel

## Applications

- Cellular Handsets and Accessories
- Personal Digital Assistants
- Notebooks and Handhelds
- Portable Instrumentation
- Digital Cameras
- Peripherals
- Audio Players
- Keypads, Side Keys, LCD Displays

## Dimensions and Pin Configuration

### DFN1006-2



**Marking: D.P**

**Absolute Maximum Ratings** (Tamb=25°C unless otherwise specified)

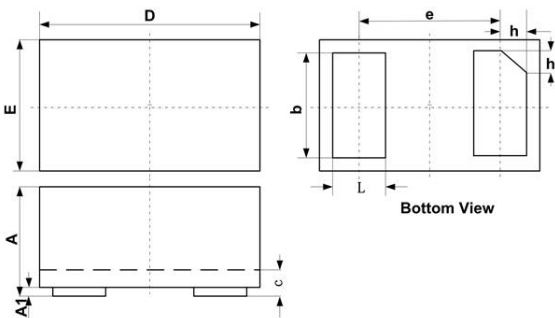
| Parameter                       | Symbol | Value       | Unit |
|---------------------------------|--------|-------------|------|
| Peak Pulse Power (8/20μs)       | Ppk    | 70          | W    |
| Peak Pulse Current (8/20μs)     | Ipp    | 4           | A    |
| ESD per IEC 61000-4-2 (Air)     | VESD   | ±20         | kV   |
| ESD per IEC 61000-4-2 (Contact) |        | ±15         |      |
| Operating Temperature Range     | TJ     | -55 to +125 | °C   |
| Storage Temperature Range       | Tstg   | -55 to +150 | °C   |

**Electrical Characteristics** (TA=25°C unless otherwise specified)

| Parameter               | Symbol | Min | Typ | Max  | Unit | Test Condition                    |
|-------------------------|--------|-----|-----|------|------|-----------------------------------|
| Reverse Working Voltage | VRWM   |     |     | 5    | V    |                                   |
| Breakdown Voltage       | VBR    | 6   | 7.5 |      | V    | IT = 1mA                          |
| Reverse Leakage Current | IR     |     |     | 0.08 | uA   | VRWM = 5V                         |
| Clamping Voltage        | VC     |     |     | 9    | V    | Ipp=1A(8x 20us pulse)             |
| Clamping Voltage        | VC     |     |     | 15   | V    | Ipp=4A(8x 20us pulse)             |
| Junction Capacitance    | CJ     |     | 0.5 |      | pF   | VR = 0V, f = 1MHz, Pin 1 to Pin 2 |

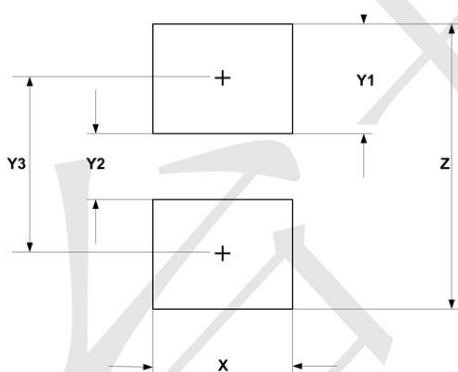


**DFN1006-2 Package Outline Drawing (0402)**



| SYM | DIMENSIONS  |      |      |           |       |       |
|-----|-------------|------|------|-----------|-------|-------|
|     | MILLIMETERS |      |      | INCHES    |       |       |
|     | MIN         | NOM  | MAX  | MIN       | NOM   | MAX   |
| A   | 0.45        | 0.50 | 0.55 | 0.018     | 0.020 | 0.022 |
| A1  | 0.00        | 0.02 | 0.05 | 0.000     | 0.001 | 0.002 |
| b   | 0.45        | 0.50 | 0.55 | 0.018     | 0.020 | 0.022 |
| c   | 0.12        | 0.15 | 0.18 | 0.005     | 0.006 | 0.007 |
| D   | 0.95        | 1.00 | 1.05 | 0.037     | 0.039 | 0.041 |
| e   | 0.65 BSC    |      |      | 0.026 BSC |       |       |
| E   | 0.55        | 0.60 | 0.65 | 0.022     | 0.024 | 0.026 |
| L   | 0.20        | 0.25 | 0.30 | 0.008     | 0.010 | 0.012 |
| h   | 0.07        | 0.12 | 0.17 | 0.003     | 0.005 | 0.007 |

**Suggested Land Pattern**



| SYM | DIMENSIONS  |        |
|-----|-------------|--------|
|     | MILLIMETERS | INCHES |
| X   | 0.60        | 0.024  |
| Y1  | 0.50        | 0.020  |
| Y2  | 0.30        | 0.012  |
| Y3  | 0.80        | 0.032  |
| Z   | 1.30        | 0.052  |