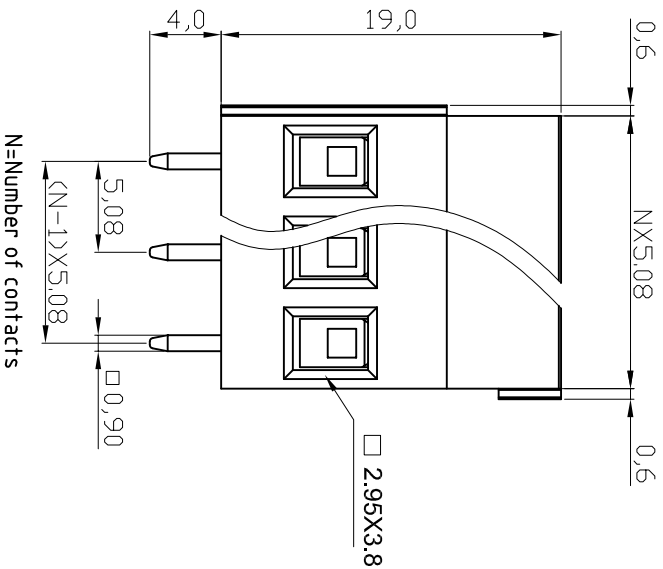
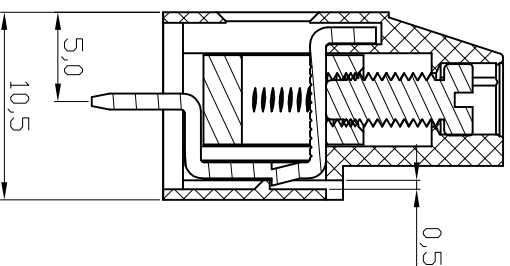


P.C.B LAYOUT




N=Number of contacts



Material

Terminal body
(metal housing): Brass(CuZn)
Terminal screw: Steel Zinc plating "-" slot type
Contacts: Brass
Surface of solder tail: Tin plated
Insulator (housing): Thermoplastic (UL94V-0), Green

Electrical

Voltage rating: 300V/AC
Current rating: 20A
Solid wire(AWG): 12-30
Stranded wire(AWG): 12-30
Torque(Lb-In): 3.5
Screw: M3
Wire strip length: 6-7mm
Withstanding Voltage: 1.6KV
Operating temperature: -40°C to +115°C
Soldering temperature: 250°C±10°C/5 Sec
Safety Approval:  us

RoHS compliant



File No.: E349947

Scale	1:1
TOLERANCE	
X.	±0.50
X.X	±0.30
X.XX	±0.10
DIM	
TOL	
X.°	±1°
X.X°	±X°
Angle	TOL

Id.	Modification	Date	Name
②	Add the UL File No.	19.04.2016	Winnie
①	Drawn	29.07.2009	Dean

Date	Name
Drawn 29.07.2009	Dean
Approved 19.04.2016	Winnie

Customer-No.	ASSMANN WSW-No.	Drawing-No.
	A-TB508-VJXH	ASS 3595 CO
		rev02

ASSMANN
WSW/ components

Replace
ASS 3595 CO
rev02
Sheet

1 2 3 4 5 6 7

H G F E D C B A

svxxxx