



BZT52-B5V1FN2~BZT52-B5V6FN2

SURFACE MOUNT SILICON ZENER DIODES

VOLTAGE	5.1~5.6 Volt	POWER	250 mWatt
----------------	---------------------	--------------	------------------

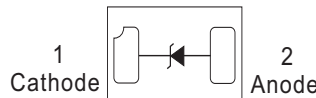
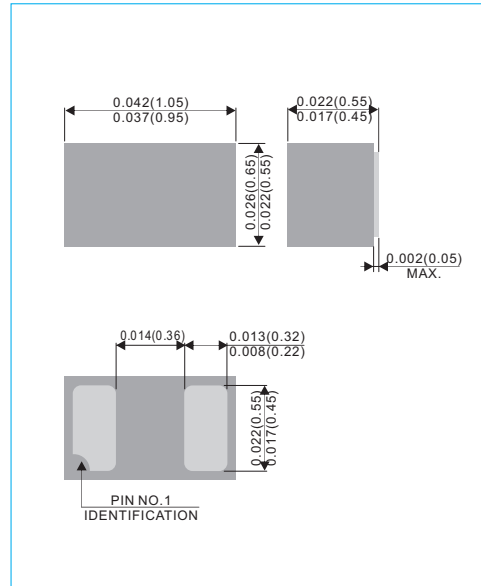
DFN 2L Unit : inch(mm)

FEATURES

- Planar Die construction
- 250mW Power Dissipation
- Zener Voltages from 5.1-5.6V
- Ideally Suited for Automated Assembly Processes
- Lead free in & { } | a & A a @ W U [P U G E A C E F F D í D W B A G E F í D í D W A M a a & a ^ D
- Green molding compound as per IEC61249 Std. . (Halogen Free)

MECHANICAL DATA

- Case: DFN-2L, Molded Plastic
- Terminals: Solderable per MIL-STD-750, Method 2026
- Approx. Weight: 0.0011 grams , 0.00004 ounces
- Polarity: Color band denotes cathode end



MAXIMUM RATINGS (TA=25°C unless otherwise noted)

Parameter	Symbol	Value	Units
Power Dissipation	P _D	250	mW
Thermal resistance Junction to Ambient (Note 1)	R _{θJA}	500	°C/W
Operating Junction Temperature and Storage Temperature Range	T _J	-55 to +150	°C

ELECTRICAL CHARACTERISTICS (TA=25°C unless otherwise noted)

Part Number	Nominal Zener Voltage			Max. Zener Impedance				Max Reverse Leakage Current		Marking Code
	V _Z @ I _{ZT}			Z _{ZT} @ I _{ZT}		Z _{ZK} @ I _{ZK}		I _R @ V _R		
	Nom. V	Min. V	Max. V	Ω	mA	Ω	mA	μA	V	
250 mWatts Zener Diodes										
BZT52-B5V1FN2	5.1	5.00	5.20	60	5.0	480	1.00	2	2	W9
BZT52-B5V6FN2	5.6	5.49	5.71	40	5.0	400	1.00	1	2	WA

NOTES:

1. Mounted on minimum pad layout .



BZT52-B5V1FN2~BZT52-B5V6FN2

RATING AND CHARACTERISTIC CURVES

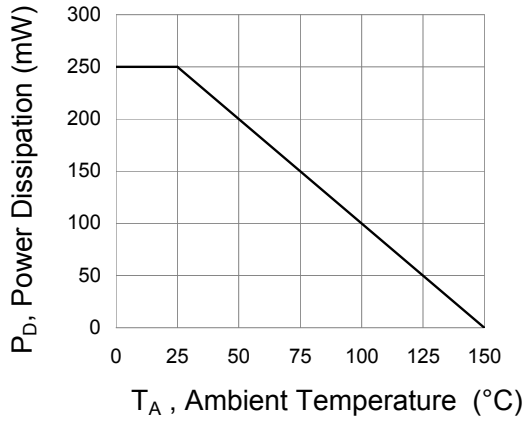


Fig.1 Steady-State Power Derating Curve

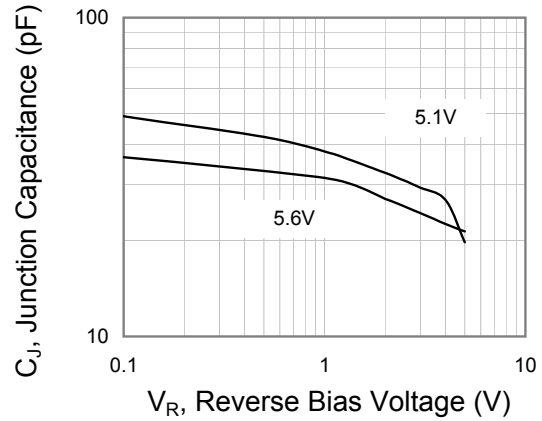


Fig.2 Typical Junction Capacitance

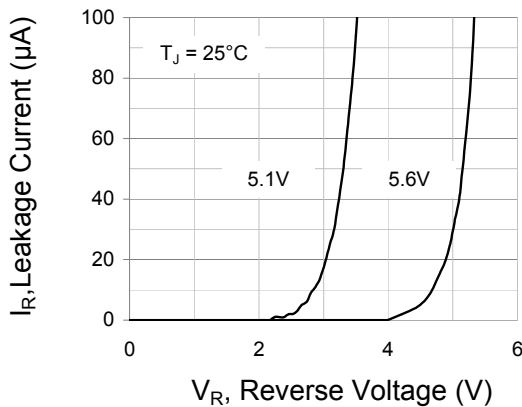


Fig.3 Typical Leakage Characteristics

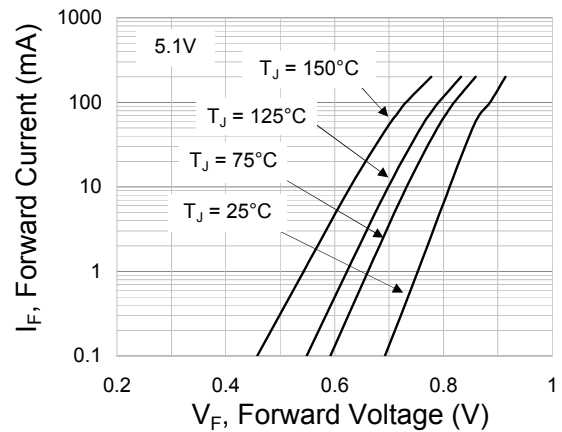


Fig.4 Typical Forward Characteristics

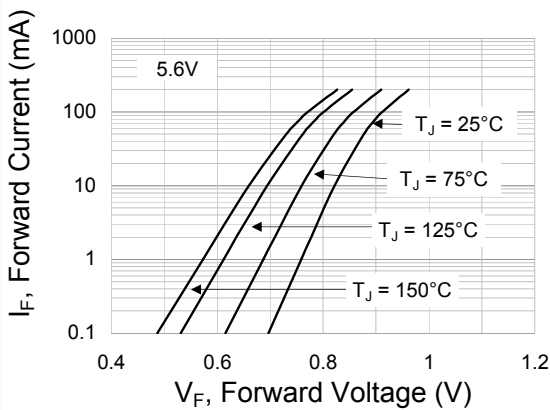


Fig.5 Typical Forward Characteristics

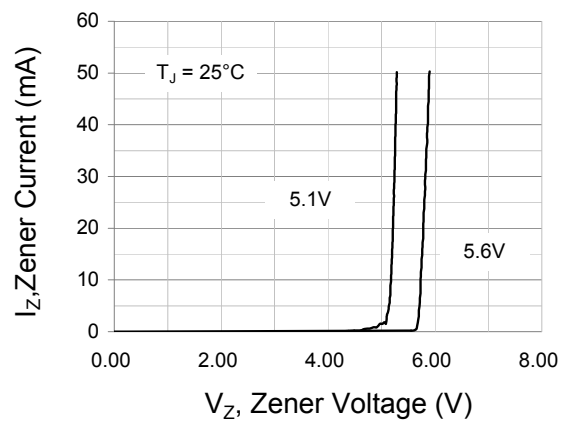


Fig.6 Typical Zener Characteristics



BZT52-B5V1FN2~BZT52-B5V6FN2

RATING AND CHARACTERISTIC CURVES

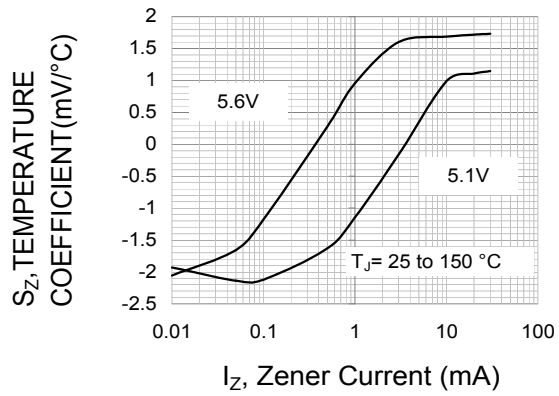


Fig.7 Temperature coefficient as a function of working current; typical values.

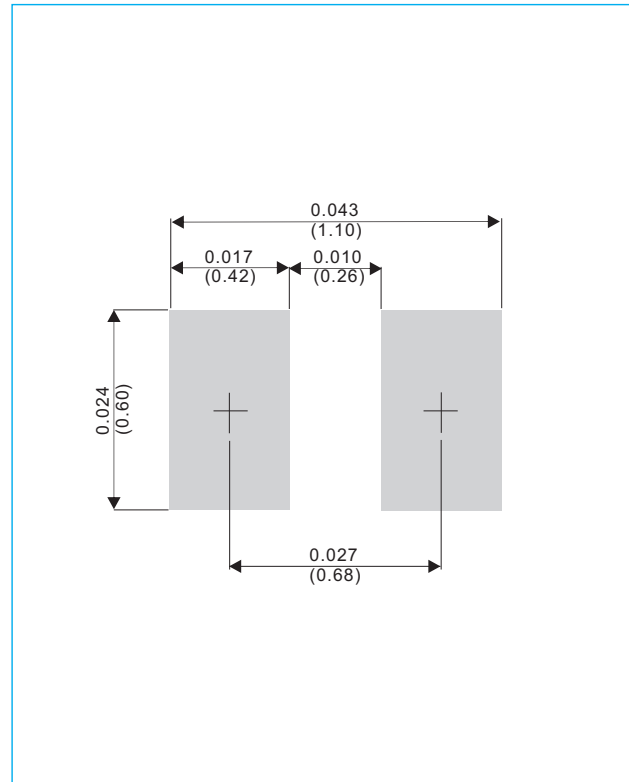


BZT52-B5V1FN2~BZT52-B5V6FN2

MOUNTING PAD LAYOUT

DFN 2L

Unit : inch(mm)



ORDER INFORMATION

- Packing information
T/R - 8K per 7" plastic Reel



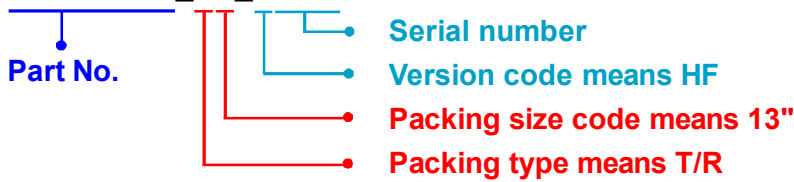
BZT52-B5V1FN2~BZT52-B5V6FN2

Part No_packing code_Version

BZT52-B5V1FN2_R1_00001

For example :

RB500V-40_R2_00001



Packing Code XX				Version Code XXXXX		
Packing type	1 st Code	Packing size code	2 nd Code	HF or RoHS	1 st Code	2 nd ~5 th Code
Tape and Ammunition Box (T/B)	A	N/A	0	HF	0	serial number
Tape and Reel (T/R)	R	7"	1	RoHS	1	serial number
Bulk Packing (B/P)	B	13"	2			
Tube Packing (T/P)	T	26mm	X			
Tape and Reel (Right Oriented) (TRR)	S	52mm	Y			
Tape and Reel (Left Oriented) (TRL)	L	PANASERT T/B CATHODE UP (PBCU)	U			
FORMING	F	PANASERT T/B CATHODE DOWN (PBCD)	D			



BZT52-B5V1FN2~BZT52-B5V6FN2

Disclaimer

- Reproducing and modifying information of the document is prohibited without permission from Panjit International Inc..
- Panjit International Inc. reserves the rights to make changes of the content herein the document anytime without notification. Please refer to our website for the latest document.
- Panjit International Inc. disclaims any and all liability arising out of the application or use of any product including damages incidentally and consequentially occurred.
- Panjit International Inc. does not assume any and all implied warranties, including warranties of fitness for particular purpose, non-infringement and merchantability.
- Applications shown on the herein document are examples of standard use and operation. Customers are responsible in comprehending the suitable use in particular applications. Panjit International Inc. makes no representation or warranty that such applications will be suitable for the specified use without further testing or modification.
- The products shown herein are not designed and authorized for equipments requiring high level of reliability or relating to human life and for any applications concerning life-saving or life-sustaining, such as medical instruments, transportation equipment, aerospace machinery et cetera. Customers using or selling these products for use in such applications do so at their own risk and agree to fully indemnify Panjit International Inc. for any damages resulting from such improper use or sale.
- Since Panjit uses lot number as the tracking base, please provide the lot number for tracking when complaining.