

MICROSWITCHES - SEALED, POSITIVE BREAK

PBX - 8324

- › Double-break snap-action mechanism with electrically separated circuits (form Zb)
- › Positive opening action according to IEC 60947-5-1 Annex K
- › Long overtravel, also after the positive opening position
- › Protection of mechanism: IP67/IP65, or IP40 with sealed plunger
- › Operating temperature -50 °C to +85 °C
- › Ratings from 1 mA 4 V_{DC} to 6 A 250 V_{AC} - Rating codes: A300, Q150
- › Very long mechanical life
- › Choice of connections - Mounting plates and roller lever (pre-assembled or retrofittable)
- › cURus and CCC approved - Meet applicable railway standards



Main specifications

		Standard 83240	High force 83242	Dual-current 83244	Dual-current High force 83245
Degree of protection	Connections				
IP40	W3	83240000	83242000	83244000	83245000
IP40	W3/90B	83240010	83242010	●	●
IP40	W5	83240020	83242020	83244020	83245020
IP40	W5/IP20	83240030	83242030	83244030	83245030
IP40	W1	●	●	●	●
IP67	W3	83240200	83242200	83244200	83245200
IP67	W3/90B	83240210	●	83244210	●
IP67	W5	83240220	83242220	83244220	83245220
IP67	W5/IP20	83240230	83242230	83244230	83245230
IP 67	W1	●	●	●	●
Electrical characteristics					
Positive opening action		➔	➔	➔	➔
Rating nominal / 250 V _{AC} (A)		6	6	6*	6*
Rating nominal / 250 V _{DC} (A)		0.6	0.6	0.6*	0.6*
Rating Thermal (A)		10	10	10	10
Mechanical characteristics					
Maximum operating force (N)		4.5	6.5	4.5	6.5
Minimum release force (N)		0.6	2.5	0.6	2.5
Minimum positive opening force (N)		28	28	28	28
Maximum rest position (mm)		8.9	8.9	8.9	8.9
Operating position (mm)		6.6 ±0.25	6.6 ±0.25	6.6 ±0.25	6.6 ±0.25
Positive opening position (mm)		4.4	4.4	4.4	4.4
Maximum total travel position (mm)		3.4	3.4	3.4	3.4
Differential travel (mm)		1 ±0.3	1 ±0.3	1 ±0.3	1 ±0.3
Operating temperature (°C)		-50 → +85	-50 → +85	-50 → +85	-50 → +85
Mechanical life - IP40 versions (operations)		10 ⁷	10 ⁷	10 ⁷	10 ⁷
Mechanical life - IP67 versions (operations)		4x10 ⁶	4 x 10 ⁶	4 x 10 ⁶	4 x 10 ⁶
Contact gap (mm)		2 x 1	2 x 1	2 x 1	2 x 1
Weight (g)		22	22	22	22

Additional characteristics

- Case: PC GF (UL 94-V2 / GWFI 960 °C / GWIT 775 °C)
- Button: PBT GF (UL 94-V0 / GWFI 960 °C)
- Membrane: silicone rubber
- Contacts: silver alloy, micro-profile
gold alloy on silver alloy, micro-profile (dual-current)
- Terminals: brass (silver-plated brass : on request)
- Screws: stainless steel
- Levers: stainless steel, polyamide roller
- Degree of protection: IP65/IP67 or IP40 (mechanism)
- Recommended min actuating speed: 0.5 mm/s
- Rated insulation voltage U_i: 400 V
- Impulse withstand voltage U_{imp}: 4 kV
- Pollution degree: 3
- Protection against electric shock: Button and actuators of IP67 versions have reinforced insulation
- Dimensional conformity: DIN 41636 F
- Fire/smoke resistance: EN 45545, NFF 16101/102-I3F1
- Approvals: cURus (A300, Q150), CCC

Product adaptations

- › IP67 wire lead or cable outputs, EN 50306 halogen-free versions
- › Special connections: W3 QC tabs with specific folding angles, double QC tabs, W5 without screws, ...
- › Special levers: special shapes and lengths
- › AgPd contacts for infrequent switching in corrosive atmospheres up to 1A (83241/83243)
- › Maintained action variant (bistable reset switch), with plunger or lever
- › Two-pole DPDT assemblies with common lever
- › IP40 protective cover/housing on connections



Standard product

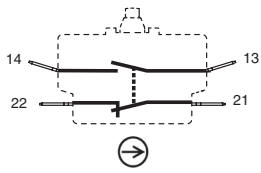
Product made to order

● Contact us

Principles

Double break snap-action switch with electrically separated circuits and with positive opening action on NC contacts (21-22) according to IEC 60947-5-1 Annex K

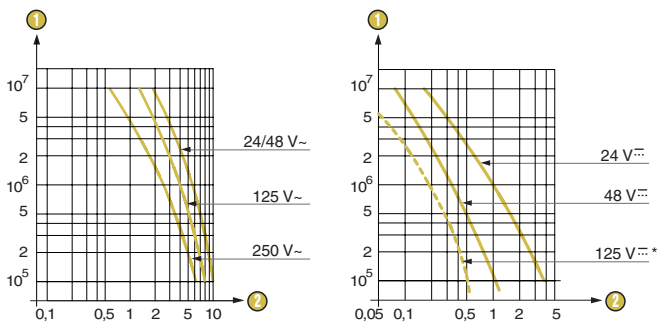
Changeover - SPDT (form Zb)



Both circuits can be used at opposite polarities

Curves

Operating curve for category AC15 Operating curve for category DC13



- ① Number of operations
- ② Current in Amps

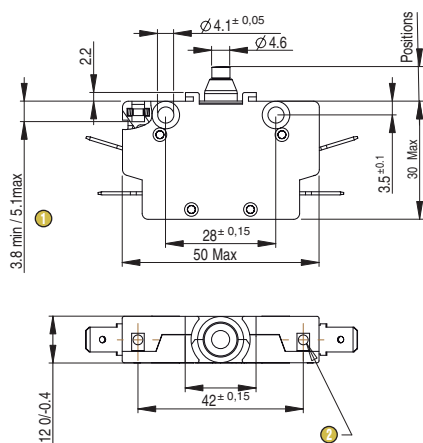
For IP67 versions used in 125 V DC, please consult us.

* Models 83244 and 83245 are designed to operate equally well on low-current (1 mA 4 V minimum recommended) or medium to high current circuits. However, a given product should only be used to switch one type of circuit during its working life.

Dimensions (mm)

Product

8324

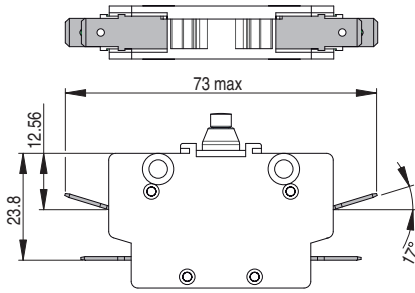


- ① Fixing screw threaded length
- ② Fixing nuts 2 x M3

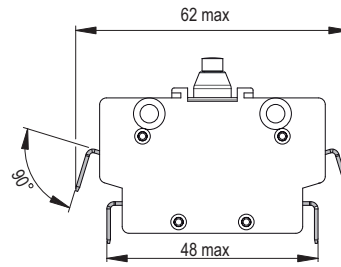
Max. tightening torque of fixing screws: 1.3 N.m on \varnothing 4.1 holes
0.9 N.m on M3 nuts

Connections

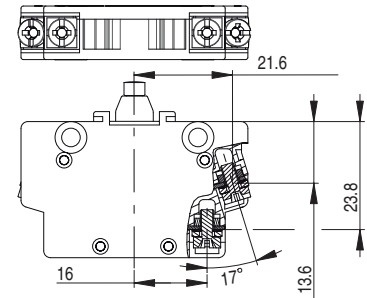
W3 quick-connect 6.3 x 0.8



W3/90B quick-connect 6.3x0.8, 90° downward folding

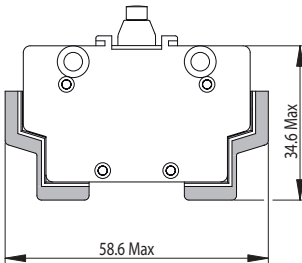
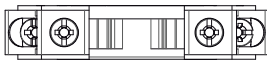


W5 screw with clamp W1 screw with washer



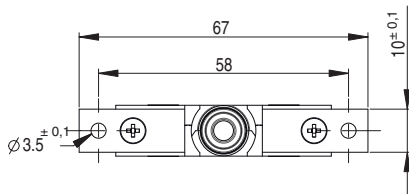
4 x M3 screws - PZ1 type

W5/IP20 screw with clamp and IP20 protection



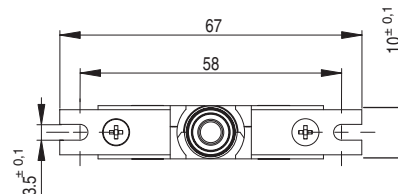
Mounting accessories

PT mounting plates with holes



Thickness: 1 mm

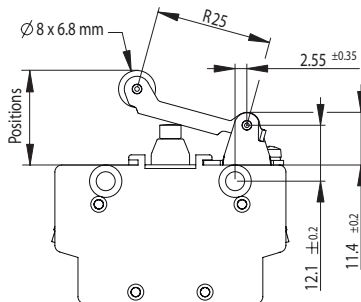
PE mounting plates with notches



Thickness: 1 mm

Actuators

LG roller lever



Mechanical characteristics on roller

	83240/83244	83242/83245
Maximum operating force (N)	3	4
Minimum release force (N)	0.3	1.3
Min. positive opening force (N)	19	19
Maximum rest position (mm)	21	21
Operating position (mm)	16,6±0,5	16,6±0,5
Positive opening position (mm)	13,2	13,2
Maximum total travel position (mm)	12	12
Differential travel (mm)	1,8±0,55	1,8±0,55

Actuators and mounting accessories

PBX 8324 with referenced accessories

	Roller lever	Mounting plates	Accessory kit	LG	LG	LG	-	-
				-	PT	PE	PT	PE
				79552456	79552457	79552458	79552459	79552460
83240	IP40	W3	W3/90B	83240003	83240004	83240005	•	•
			W5	83240013	83240014	83240015	•	•
			W5/IP20	83240023	83240024	•	•	
			W5/IP20	83240033	83240034	•	•	
	IP67	W3	W3/90B	83240203	•	•	•	•
			W5	83240213	•	•	•	
			W5/IP20	83240223	83240224	83240225	83240221	•
			W5/IP20	•	•	•	•	
			W5/IP20	•	•	•	•	
			W5/IP20	•	•	•	•	
83242	IP40	W3	W3/90B	83242003	83242004	83242005	•	•
			W5	•	83242014	•	83242011	•
			W5/IP20	83242023	83242024	•	•	
			W5/IP20	•	•	•	•	
	IP67	W3	W3/90B	•	•	•	•	•
			W5	83242223	83242224	•	•	
			W5/IP20	•	•	•	•	
			W5/IP20	•	•	•	•	
			W5/IP20	•	•	•	•	
			W5/IP20	•	•	•	•	
83244	IP40	W3	W3/90B	83244003	83244004	•	•	
			W5	83244013	83244014	•	•	
			W5/IP20	83244023	83244024	•	•	
			W5/IP20	•	83244034	•	•	
	IP67	W3	W3/90B	83244203	•	•	•	•
			W5	83244213	•	•	•	
			W5/IP20	83244223	•	•	•	
			W5/IP20	•	•	•	•	
			W5/IP20	•	•	•	•	
			W5/IP20	•	•	•	•	

Installation recommendations

See "Basic technical concepts"


How to order

Use the 8 digit part numbers when they are defined


Other cases, precise: Type of microswitch - Degree of protection - Connection - Actuator* - Mounting accessories* - Adaptation*
* if needed

Example: 83240 IP67 W3/90B LG PE


Examples of special adaptations




Two-pole DPDT assembly with linked levers




Short roller lever



Mixed connections: NO quick-connect 6.3 x 0.8 / NC screw with clamp



Mixed connections: NO screw with clamp / NC quick-connect 6.3 x 0.8, 90° downward folding



Economic version (839930): SPDT form Za without positive opening, Ø 3.2 mounting holes on top face, screw terminals

Standard product

Product made to order



Contact us