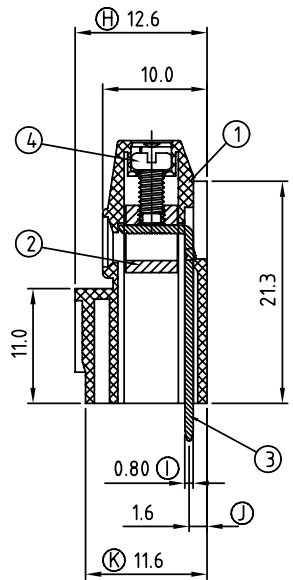
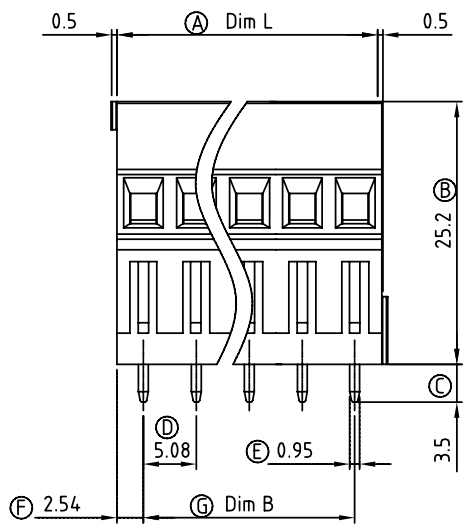
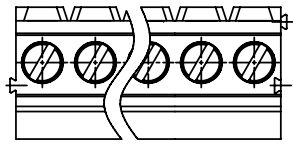


SIGN	DATE	DESCRIPTION	APPROVER
△			
△			
△			
△			

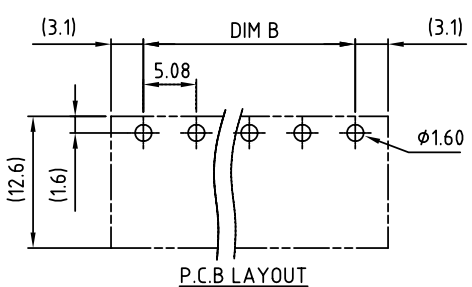


- Material:
- Item 1 Terminal housing: Thermoplastic (UL 94V-0)
 - Item 2 Clamp: Brass ,Ni plated
 - Item 3 Wire guard solder pin: Brass ,Tin plated
 - Item 4 Terminal screw: Steel , Zinc plating"-slot type

- Electrical
- Voltage rating: 300VAC
 - Current rating: 10A
 - Wire range:
 - Solid wire(AWG): 12-24
 - Stranded wire(AWG): 12-24
 - Torque(Lb-In): 3.5
 - Screw: M2.5
 - Wire strip length: 6-7mm
 - Withstanding Voltage: 1.6KV
 - Operating temperature: -40°C to +115°C
 - Soldering temperature: 250°C±10°C/5 Sec

YE xx 21 x 1 xxxx G

- | | | | |
|----------------|---------|------------------------|----------------|
| 04 4 CONTACTS | 0 Black | 0000:"@Logo (Standard) | Pb < 40,000ppm |
| 05 5 CONTACTS | 5 Green | 000A:"ANYTEK"Logo | (RoHS) |
| | 6 Blue | Any special item by | |
| 24 24 CONTACTS | 8 Grey | customer request, | |
| | | please contact sales | |
| | | department. | |



DIMENSION

Dim L	Nx5.08
Dim B	(N-1)x5.08

N=Number of contacts

Poles	B Tolerance	L Tolerance
4pole~6pole	±0.15	±0.15
7pole~12pole	±0.25	±0.25
13pole~18pole	±0.35	±0.35
19pole~24pole	±0.40	±0.40

ANYTEK		CUSTOMER COPY	
<small>ALL RIGHTS RESERVED. REPRODUCTION OR ISSUE TO THIRD PARTIES IN ANY FORM WHATSOEVER IS NOT PERMITTED WITHOUT WRITTEN AUTHORITY FROM THE PROPRIETOR. PROPERTY OF ANYTEK TECHNOLOGY CO., LTD</small>			
TITLE	YE-5.08 mm Series 4P-24P (Solid block)		
PART NO.	YExx21x1xxxxG	DWG NO.	8YE0107
APPROVED	CHECKED	DESIGNED	DRAWN
		Aaron 2009.10.07	Aaron 2009.10.07
SHEET: 01/01		UNIT: mm	X. ±0.50
		SCALE: NONE	X.X ±0.30
		REV.: B	X.XX ±0.10
			X° ±1°