

3-647166-4 ✓ ACTIVE



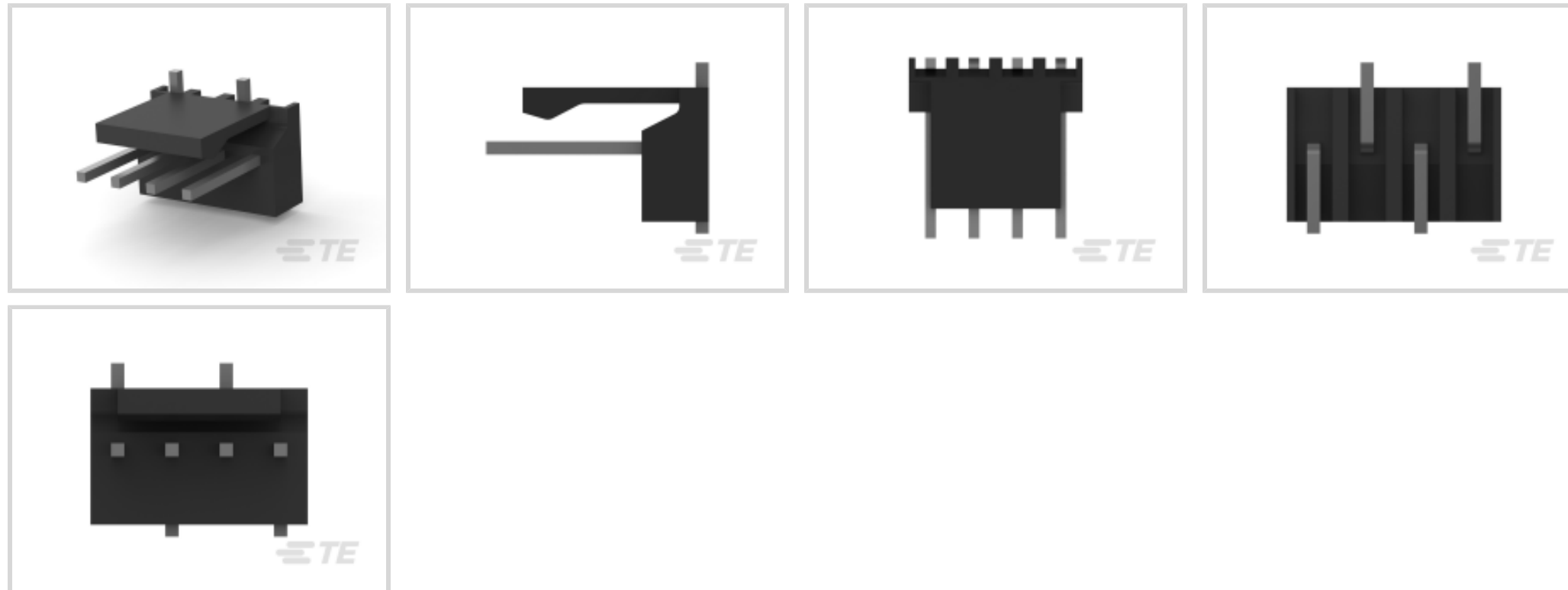
## MTA 100

TE Internal #: 3-647166-4

PCB Mount Header, Vertical, Wire-to-Board, 4 Position, 2.54 mm [.1 in] Centerline, Partially Shrouded, Tin, Surface Mount, Signal, Black, MTA 100

[View on TE.com >](#)

Connectors > PCB Connectors > PCB Headers & Receptacles > Nylon Vertical PCB Header: 2.54mm, Surface Mount, MTA 100



Connector System: **Wire-to-Board**

Number of Positions: **4**

Number of Rows: **1**

Centerline (Pitch): **2.54 mm [.1 in]**

PCB Mount Orientation: **Vertical**

[All Nylon Vertical PCB Header: 2.54mm, Surface Mount, MTA 100 \(39\)](#)

## Features

### Product Type Features

|                                   |                       |
|-----------------------------------|-----------------------|
| Connector System                  | Wire-to-Board         |
| Header Type                       | Partially Shrouded    |
| Sealable                          | No                    |
| Connector & Contact Terminates To | Printed Circuit Board |
| PCB Connector Assembly Type       | PCB Mount Header      |

### Configuration Features

|                       |          |
|-----------------------|----------|
| Number of Columns     | 4        |
| Number of Positions   | 4        |
| Number of Rows        | 1        |
| PCB Mount Orientation | Vertical |

### Electrical Characteristics

|                   |         |
|-------------------|---------|
| Operating Voltage | 250 VAC |
|-------------------|---------|



### Body Features

|                       |       |
|-----------------------|-------|
| Primary Product Color | Black |
|-----------------------|-------|

### Contact Features

|   |  |
|---|--|
| Contact Mating Area Length                              | 7.37 mm[.29 in]                        |
| Mating Square Post Dimension                            | .64 mm[.025 in]                        |
| PCB Contact Termination Area Plating Material Thickness | 3.81 – 6.3 $\mu$ m[150 – 250 $\mu$ in] |
| Contact Layout  | Inline                                 |
| Contact Underplating Material Thickness                 | 1.27 $\mu$ m[50 $\mu$ in]              |
| Contact Mating Area Plating Material Thickness          | 3.81 $\mu$ m[150 $\mu$ in]             |
| PCB Contact Termination Area Plating Material Finish    | Matte                                  |
| Contact Shape & Form                                    | Square                                 |
| Contact Mating Area Plating Material Finish             | Matte                                  |
| Contact Underplating Material                           | Nickel                                 |
| PCB Contact Termination Area Plating Material           | Tin                                    |
| Contact Base Material                                   | Copper Alloy                           |
| Contact Mating Area Plating Material                    | Tin                                    |
| Contact Type  | Pin                                    |
| Contact Current Rating (Max)                            | 5 A                                    |

### Termination Features

|   |                 |
|---|-----------------|
| Square Termination Post & Tail Dimension    | .64 mm[.025 in] |
| Termination Method to Printed Circuit Board | Surface Mount   |

### Mechanical Attachment

|                         |               |
|-------------------------|---------------|
| Mating Alignment Type   | Polarization  |
| Mating Retention        | With          |
| Panel Mount Feature     | Without       |
| Mating Retention Type   | Friction Lock |
| Connector Mounting Type | Board Mount   |
| Mating Alignment        | With          |
| PCB Mount Alignment     | Without       |
| PCB Mount Retention     | Without       |

### Housing Features

|                  |           |
|------------------|-----------|
| Housing Material | Nylon 4/6 |
|------------------|-----------|



|                    |                |
|--------------------|----------------|
| Centerline (Pitch) | 2.54 mm[.1 in] |
|--------------------|----------------|

### Dimensions

|                             |                  |
|-----------------------------|------------------|
| Connector Length            | 10.16 mm[.4 in]  |
| Connector Height            | 10.66 mm[.42 in] |
| Connector Width             | 6.35 mm[.25 in]  |
| PCB Thickness (Recommended) | .25 mm[.01 in]   |

### Usage Conditions

|                             |                            |
|-----------------------------|----------------------------|
| Operating Temperature Range | -55 – 105 °C[-67 – 221 °F] |
|-----------------------------|----------------------------|

### Operation/Application

|                     |        |
|---------------------|--------|
| Circuit Application | Signal |
|---------------------|--------|

### Industry Standards

|                        |                       |
|------------------------|-----------------------|
| Agency/Standard        | CSA, UL               |
| Approved Standards     | CSA LR7189, UL E28476 |
| UL Flammability Rating | UL 94V-0              |

### Packaging Features

|                    |          |
|--------------------|----------|
| Packaging Quantity | 500      |
| Packaging Type     | Bag, Box |

### Product Compliance

[For compliance documentation, visit the product page on TE.com>](#)

|   |   |
|---|---|
| EU RoHS Directive 2011/65/EU                  | Compliant   |
| EU ELV Directive 2000/53/EC                   | Compliant   |
| China RoHS 2 Directive MIIT Order No 32, 2016 | No Restricted Materials Above Threshold   |
| EU REACH Regulation (EC) No. 1907/2006        | Current ECHA Candidate List: JUNE 2023 (235)<br>Candidate List Declared Against: JUNE 2023 (235)<br>Does not contain REACH SVHC |
| Halogen Content                               | Low Halogen - Br, Cl, F, I < 900 ppm per homogenous material. Also BFR/CFR/PVC Free   |
| Solder Process Capability                     | Reflow solder capable to 260°C  |

Product Compliance Disclaimer

This information is provided based on reasonable inquiry of our suppliers and represents our current actual knowledge based on the information they provided. This information is subject to change. The part numbers that TE has identified as EU RoHS compliant have a maximum concentration of 0.1% by weight in homogenous materials for lead, hexavalent chromium, mercury, PBB, PBDE, DBP, BBP, DEHP, DIBP, and 0.01% for cadmium, or qualify for an exemption to these limits as defined in the Annexes of Directive 2011/65/EU (RoHS2). Finished electrical and electronic equipment products will be CE marked as required by Directive 2011/65/EU. Components may not be CE marked. Additionally, the part numbers that TE has identified as EU ELV compliant have a maximum concentration of 0.1% by weight in homogenous materials for lead, hexavalent chromium, and mercury, and 0.01% for cadmium, or qualify for an exemption to these limits as defined in the Annexes of Directive 2000/53/EC (ELV). Regarding the REACH Regulation, the information TE provides on SVHC in articles for this part number is based on the latest European Chemicals Agency (ECHA) 'Guidance on requirements for substances in articles' posted at this URL: <https://echa.europa.eu/guidance-documents/guidance-on-reach>

## Compatible Parts



TE Part # CAT-104MTA-NTPNR  
MTA Receptacle: Nylon, Tin Plated, 2.54 mm



TE Part # CAT-104MTA-NYLCC  
Nylon PCB Connector Covers: 2.54 mm, MTA 100



TE Part # CAT-104MTA-NTPMR  
Nylon Tin Plated Receptacle: 2.54 mm, with Mating Alignment, MTA 100




TE Part # CAT-104MTA-PLSCC  
Polyester PCB Connector Covers: 2.54 mm, MTA 100




TE Part # CAT-104MTA-NVSMH  
Nylon Vertical PCB Header: 2.54mm, Surface Mount, MTA 100


## Also in the Series | MTA 100




Connector Caps & Covers(69)



Connector Contacts(8)




Connector Hardware(1)




Insertion & Extraction Tools(2)



PCB Headers & Receptacles(440)




Standard Rectangular Connectors(495)

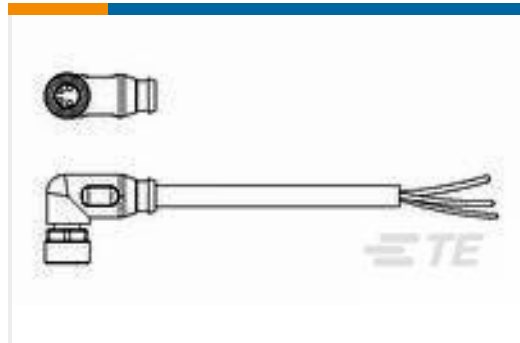


Wire-to-Board Connector Assemblies & Housings(1)

## Customers Also Bought



TE Part #3-647166-8  
Nylon Vertical PCB Header: 2.54mm, Surface Mount, MTA 100



TE Part #2273011-3  
M8 x 1.0 Angled socket Pigtail




TE Part #796740-3  
3 POS PCB MT 6.35MM HI CRT TBK



TE Part #796740-2  
2 POS PCB MT 6.35MM HI CRT TBK



TE Part #5-1618240-0  
K44P334=RELAY, VACUUM SPST LAT



TE Part #1717831-2  
MINI PCI EXPRESS EMBOSS TAPE CONN

## Documents

### CAD Files

3D PDF

3D

### Customer View Model

[ENG\\_CVM\\_CVM\\_3-647166-4\\_M\\_c-3-647166-4-m.2d\\_dxf.zip](#)

English

### Customer View Model

[ENG\\_CVM\\_CVM\\_3-647166-4\\_M\\_c-3-647166-4-m.3d\\_igs.zip](#)

English

### Customer View Model

[ENG\\_CVM\\_CVM\\_3-647166-4\\_M\\_c-3-647166-4-m.3d\\_stp.zip](#)

English

By downloading the CAD file I accept and agree to the [Terms and Conditions](#) of use.

### Product Specifications

[Application Specification](#)

English



---

**Product Environmental Compliance**

**TE Material Declaration**

English

---

**Agency Approvals**

**Agency Approval Document**

English