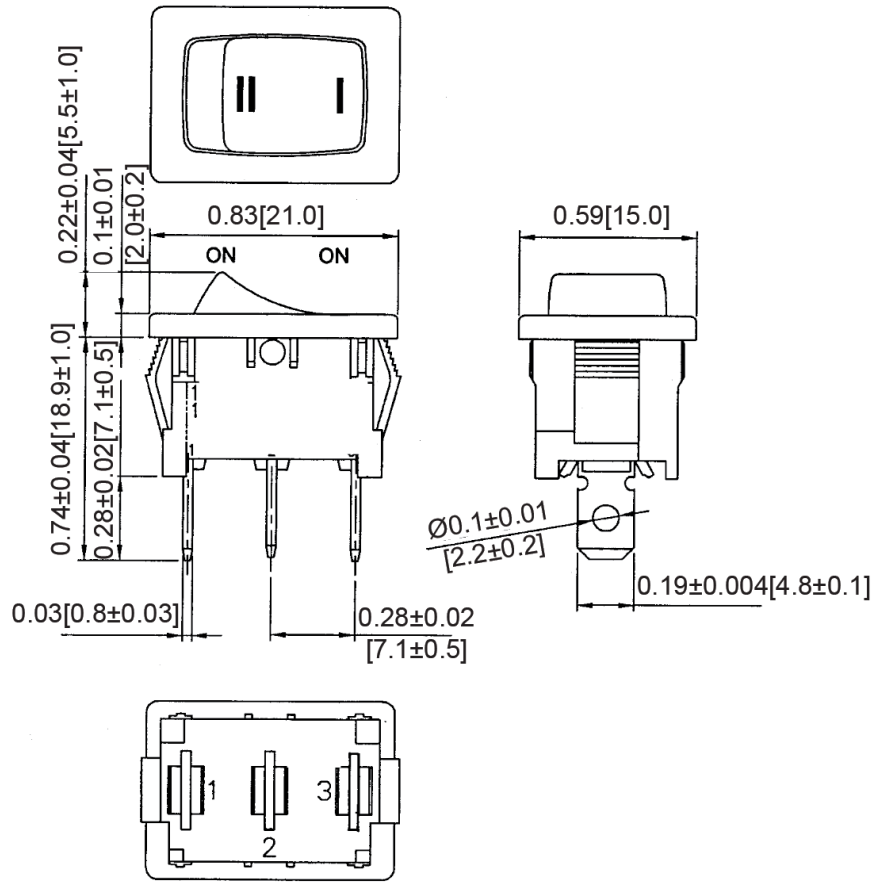
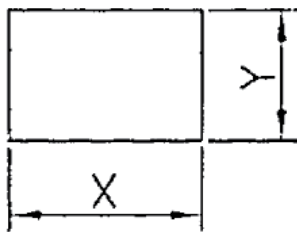


Mechanical Dimensions: Inches [mm]

Tolerances ± 0.012 [0.3] Unless Otherwise Specified



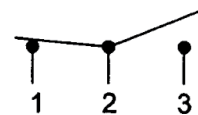
Mounting Hole



Thickness	X	Y
0.03~0.05 [0.75~1.25]	0.75 [19.2-0.1]	0.51 [13.0+0.1]
0.05~0.1 [1.25-2.0]	0.76 [19.4-0.1]	0.51 [13.0+0.1]
0.1~0.12 [2.0~3.0]	0.77 [19.8-0.1]	0.51 [13.0+0.1]

Circuit Diagram

3P SPDT ON-ON



Electrical Specifications

DC Rating	16A 12V DC, 6A 28V DC	
AC Rating	16A 125V AC 1/3HP, 10A 250V AC 1/2HP 16(4)A 125/250V AC	
Contact Resistance	50m ohm Max	
Insulation Resistance	DC 500V 100M ohm Min	
Dielectric Strength	AC 1500V 1 minute	

Material Specifications

Frame	Black, Nylon 66
Actuator	Black, Nylon 66
Terminal	Silverplated, copperalloy
Operation Temperature	-25°C~85°C

Rev	Date of issue	Revision Notes	Designed	Approved
B	06-08-2021	Initial Drawing	RC	OF