



MMBZ5229A SERIES

SURFACE MOUNT SILICON ZENER DIODES

VOLTAGE 4.3 to 51 Volt **POWER** 410 mWatt

SOT-23

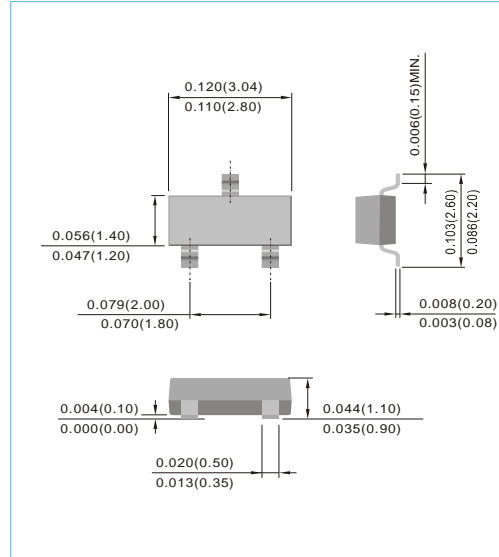
Unit : inch(mm)

FEATURES

- Planar Die construction
- 410mW Power Dissipation
- Ideally Suited for Automated Assembly Processes
- Lead free in compliance with EU RoHS 2011/65/EU directive
- Green molding compound as per IEC61249 Std. . (Halogen Free)

MECHANICAL DATA

- Case: SOT-23, Molded Plastic
- Terminals: Solderable per MIL-STD-750, Method 2026
- Approx. Weight: 0.0003 ounces, 0.0084 grams

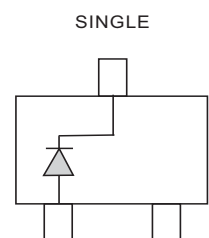


MAXIMUM RATINGS AND ELECTRICAL CHARACTERISTICS

Parameter	Symbol	Value	Units
Maximum Power Dissipation (Notes A) at 25°C	P _D	410	mW
Operating Junction and Storage Temperature Range	T _J	-55 to +150	°C

NOTES :

A. Mounted on 5.0mm²(.013mm thick) land areas.





MMBZ5229A SERIES

Part Number	Nominal Zener Voltage			Max. Zener Impedance				Max. Reverse Leakage Current		Marking Code
	V _Z @ I _{ZT}			Z _{TT} @ I _{ZT}		Z _{ZK} @ I _{ZK}		I _R @ V _R		
	Nom. V	Min. V	Max. V	Ω	mA	Ω	mA	μA	V	
MMBZ5229A	4.3	4.21	4.39	22	20.0	2000	0.25	5.0	1.0	D4
MMBZ5230A	4.7	4.61	4.79	19	20.0	1900	0.25	5.0	2.0	D5
MMBZ5231A	5.1	5.00	5.20	17	20.0	1600	0.25	5.0	2.0	E1
MMBZ5232A	5.6	5.49	5.71	11	20.0	1600	0.25	5.0	3.0	E2
MMBZ5233A	6.0	5.88	6.12	7	20.0	1600	0.25	5.0	3.5	E3
MMBZ5234A	6.2	6.08	6.32	7	20.0	1000	0.25	5.0	4.0	E4
MMBZ5235A	6.8	6.66	6.94	5	20.0	750	0.25	3.0	5.0	E5
MMBZ5236A	7.5	7.35	7.65	6	20.0	500	0.25	3.0	6.0	F1
MMBZ5237A	8.2	8.04	8.36	8	20.0	500	0.25	3.0	6.0	F2
MMBZ5238A	8.7	8.53	8.87	8	20.0	600	0.25	3.0	6.5	F3
MMBZ5239A	9.1	8.92	9.28	10	20.0	600	0.25	3.0	6.5	F4
MMBZ5240A	10	9.80	10.20	17	20.0	600	0.25	3.0	8.0	F5
MMBZ5241A	11	10.78	11.22	22	20.0	600	0.25	2.0	8.4	H1
MMBZ5242A	12	11.76	12.24	30	20.0	600	0.25	1.0	9.1	H2
MMBZ5243A	13	12.74	13.26	13	9.5	600	0.25	0.5	9.9	H3
MMBZ5244A	14	13.72	14.28	15	9.0	600	0.25	0.1	10.5	H4
MMBZ5245A	15	14.70	15.30	16	8.5	600	0.25	0.1	11.0	H5
MMBZ5246A	16	15.68	16.32	17	7.8	600	0.25	0.1	12.0	J1
MMBZ5247A	17	16.66	17.34	19	7.5	600	0.25	0.1	13.0	J2
MMBZ5248A	18	17.64	18.36	21	7.0	600	0.25	0.1	14.0	J3
MMBZ5249A	19	18.62	19.38	23	6.6	600	0.25	0.1	14.0	J4
MMBZ5250A	20	19.60	20.40	25	6.2	600	0.25	0.1	15.0	J5
MMBZ5251A	22	21.56	22.44	29	5.6	600	0.25	0.1	17.0	K1
MMBZ5252A	24	23.52	24.48	33	5.2	600	0.25	0.1	18.0	K2
MMBZ5253A	25	24.50	25.50	35	5.0	600	0.25	0.1	19.0	K3
MMBZ5254A	27	26.46	27.54	41	5.0	600	0.25	0.1	21.0	K4
MMBZ5255A	28	27.44	28.56	44	4.5	600	0.25	0.1	21.0	K5
MMBZ5256A	30	29.40	30.60	49	4.2	600	0.25	0.1	23.0	M1
MMBZ5257A	33	32.34	33.66	58	3.8	700	0.25	0.1	25.0	M2
MMBZ5258A	36	35.28	36.72	70	3.4	700	0.25	0.1	27.0	M3
MMBZ5259A	39	38.22	39.78	80	3.2	800	0.25	0.1	30.0	M4
MMBZ5260A	43	42.14	43.86	93	3	900	0.25	0.1	33.0	M5
MMBZ5261A	47	46.06	47.94	105	2.7	1000	0.25	0.1	36.0	N1
MMBZ5262A	51	49.98	52.02	125	2.5	1100	0.25	0.1	39.0	N2



MMBZ5229A SERIES

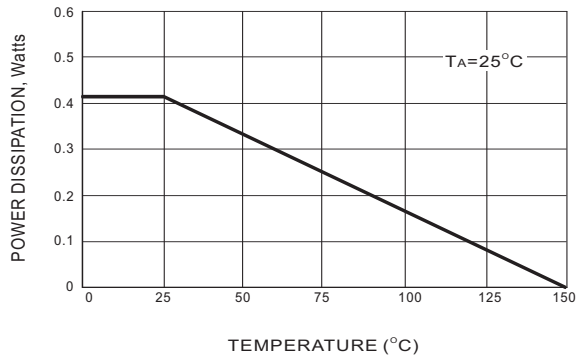


Fig. 1 STEADY STATE POWER DERATING

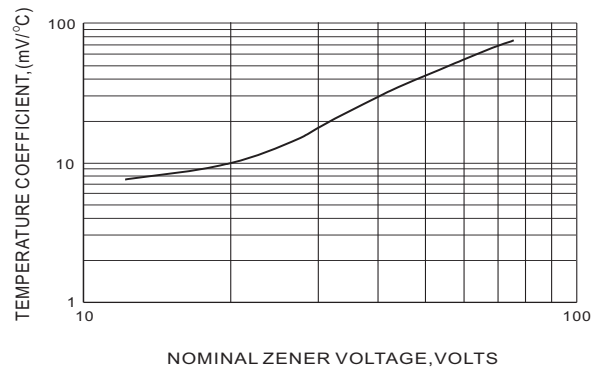


Fig. 2 TEMPERATURE COEFFICIENTS

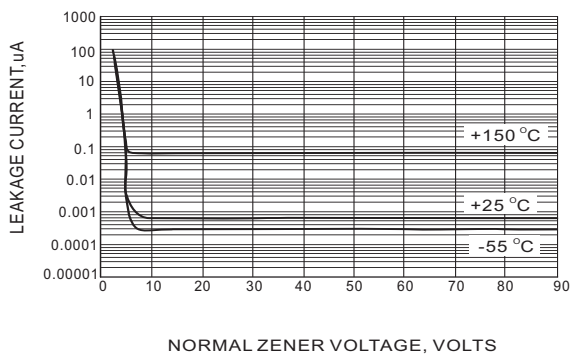


Fig. 3 TYPICAL LEAKAGE CURRENT

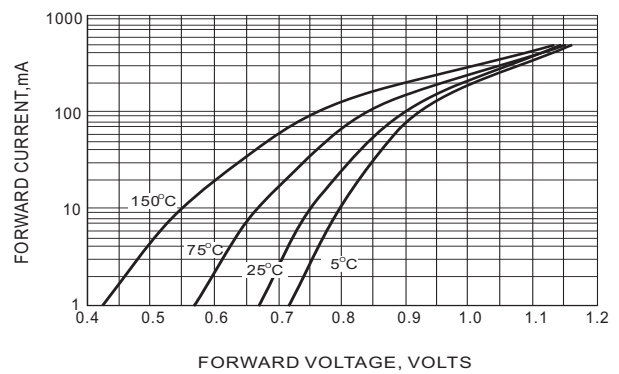


Fig. 4 TYPICAL FORWARD VOLTAGE

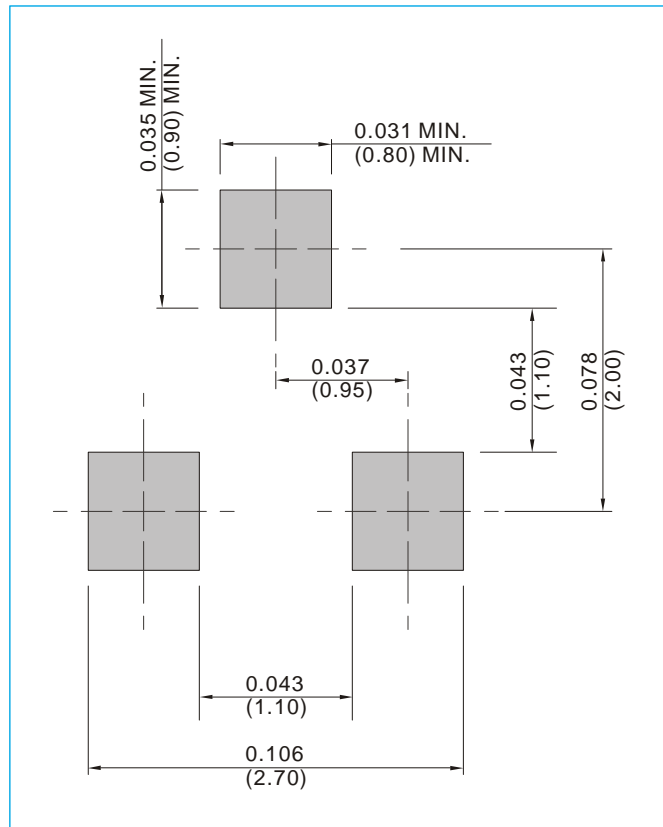


MMBZ5229A SERIES

MOUNTING PAD LAYOUT

SOT-23

Unit : inch(mm)



ORDER INFORMATION

- Packing information
 - T/R - 12K per 13" plastic Reel
 - T/R - 3K per 7" plastic Reel



MMBZ5229A SERIES

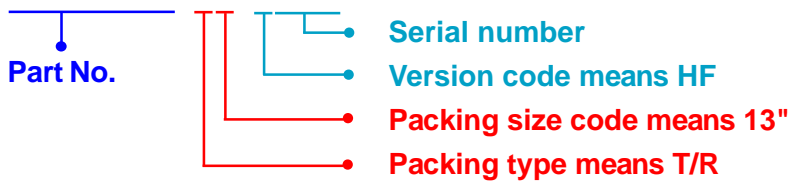
Part No_packing code_Version

MMBZ5229A_R1_00001

MMBZ5229A_R2_00001

For example :

RB500V-40_R2_00001



Packing Code XX				Version Code XXXXX		
Packing type	1 st Code	Packing size code	2 nd Code	HF or RoHS	1 st Code	2 nd ~5 th Code
Tape and Ammunition Box (T/B)	A	N/A	0	HF	0	serial number
Tape and Reel (T/R)	R	7"	1	RoHS	1	serial number
Bulk Packing (B/P)	B	13"	2			
Tube Packing (T/P)	T	26mm	X			
Tape and Reel (Right Oriented) (TRR)	S	52mm	Y			
Tape and Reel (Left Oriented) (TRL)	L	PANASERT T/B CATHODE UP (PBCU)	U			
FORMING	F	PANASERT T/B CATHODE DOWN (PBCD)	D			



MMBZ5229A SERIES

Disclaimer

- Reproducing and modifying information of the document is prohibited without permission from Panjit International Inc..
- Panjit International Inc. reserves the rights to make changes of the content herein the document anytime without notification. Please refer to our website for the latest document.
- Panjit International Inc. disclaims any and all liability arising out of the application or use of any product including damages incidentally and consequentially occurred.
- Panjit International Inc. does not assume any and all implied warranties, including warranties of fitness for particular purpose, non-infringement and merchantability.
- Applications shown on the herein document are examples of standard use and operation. Customers are responsible in comprehending the suitable use in particular applications. Panjit International Inc. makes no representation or warranty that such applications will be suitable for the specified use without further testing or modification.
- The products shown herein are not designed and authorized for equipments requiring high level of reliability or relating to human life and for any applications concerning life-saving or life-sustaining, such as medical instruments, transportation equipment, aerospace machinery et cetera. Customers using or selling these products for use in such applications do so at their own risk and agree to fully indemnify Panjit International Inc. for any damages resulting from such improper use or sale.
- Since Panjit uses lot number as the tracking base, please provide the lot number for tracking when complaining.