



MATE-N-LOK | Universal MATE-N-LOK

TE Internal #: 2029361-1

Rectangular Power Connectors, Header, Receptacle, Wire-to-Board, 5 Position, 6.35 mm [.25 in] Centerline, Printed Circuit Board, Universal MATE-N-LOK

[View on TE.com >](#)

Connectors > Power Connectors > Rectangular Power > Rectangular Power Connectors



Rectangular Power Connector Type: **Header**

Connector & Housing Type: **Receptacle**

Connector System: **Wire-to-Board**

Number of Positions: **5**

Centerline (Pitch): **6.35 mm [.25 in]**

Features

Product Type Features

Rectangular Power Connector Type	Header
Connector & Housing Type	Receptacle
Connector System	Wire-to-Board
Sealable	No
Connector & Contact Terminates To	Printed Circuit Board

Configuration Features

Number of Positions	5
PCB Mount Orientation	Vertical
Number of Power Positions	5
Number of Rows	1

Electrical Characteristics

Operating Voltage	600 VAC
-------------------	---------

Contact Features

Multiple Contact Types	Without
------------------------	---------



Contact Layout	Inline
Contact Mating Area Plating Material	Tin
Contact Current Rating (Max)	12 A
Contact Retention Within Housing	Without
Contact Type	Socket
PCB Contact Termination Area Plating Material	Pre-Tin
Contact Mating Area Plating Material Thickness	3.81 – 5.08 μm [150 – 200 μin]

Termination Features

Termination Post & Tail Length	3.3 mm[.25 in]
Termination Method to Printed Circuit Board	Through Hole - Solder

Mechanical Attachment

Mating Alignment Type	Polarization
Mating Retention	With
Mating Alignment	With
PCB Mount Retention	Without
Mating Retention Type	Locking Tab
Connector Mounting Type	Board Mount

Housing Features

Centerline (Pitch)	6.35 mm[.25 in]
Housing Color	Natural
Housing Material	Nylon

Dimensions

	.03 – .09 in
Connector Height	14.73 mm
PCB Thickness (Recommended)	.06 mm[1.57 in]
Product Width	7.62 mm
Product Length	33.02 mm

Usage Conditions

Operating Temperature Range	-40 – 105 $^{\circ}\text{C}$ [-40 – 221 $^{\circ}\text{F}$]
-----------------------------	--

Operation/Application

Circuit Application	Power
---------------------	-------

Industry Standards



UL Rating	Recognized
Agency/Standard	UL, VDE
Approved Standards	UL E28476
UL Flammability Rating	UL 94V-2
Glow Wire Rating	Standard Part - Not Glow Wire

Packaging Features

Packaging Quantity	100
Packaging Method	Bag

Product Compliance

[For compliance documentation, visit the product page on TE.com>](#)

EU RoHS Directive 2011/65/EU	Compliant
EU ELV Directive 2000/53/EC	Compliant
China RoHS 2 Directive MIIT Order No 32, 2016	No Restricted Materials Above Threshold
EU REACH Regulation (EC) No. 1907/2006	Current ECHA Candidate List: JUNE 2023 (235) Candidate List Declared Against: JUNE 2023 (235) Does not contain REACH SVHC
Halogen Content	Low Halogen - Br, Cl, F, I < 900 ppm per homogenous material. Also BFR/CFR/PVC Free
Solder Process Capability	Wave solder capable to 265°C

Product Compliance Disclaimer

This information is provided based on reasonable inquiry of our suppliers and represents our current actual knowledge based on the information they provided. This information is subject to change. The part numbers that TE has identified as EU RoHS compliant have a maximum concentration of 0.1% by weight in homogenous materials for lead, hexavalent chromium, mercury, PBB, PBDE, DBP, BBP, DEHP, DIBP, and 0.01% for cadmium, or qualify for an exemption to these limits as defined in the Annexes of Directive 2011/65/EU (RoHS2). Finished electrical and electronic equipment products will be CE marked as required by Directive 2011/65/EU. Components may not be CE marked. Additionally, the part numbers that TE has identified as EU ELV compliant have a maximum concentration of 0.1% by weight in homogenous materials for lead, hexavalent chromium, and mercury, and 0.01% for cadmium, or qualify for an exemption to these limits as defined in the Annexes of Directive 2000/53/EC (ELV). Regarding the REACH Regulation, the information TE provides on SVHC in articles for this part number is based on the latest European Chemicals Agency (ECHA) 'Guidance on requirements for substances in articles' posted at this URL: <https://echa.europa.eu/guidance-documents/guidance-on-reach>

Compatible Parts




TE Part # 1586086-1
04P UMNL PIN HDR ASSY W/O DRNS



TE Part # 2029000-1
02P UMNL HDR SHRT TAIL, NDH



TE Part # 1-350949-0
05P UMNL HDR ASSY R/A V2 NATL



TE Part # 1586968-1
05P UMNL PIN HDR ASSY V2, GW



TE Part # 1586958-1
03P UMNL PIN HDR ASSY NATL, GW



TE Part # 1586963-1
04P UMNL PIN HDR ASSY, GW



TE Part # 1586872-1
04P UMNL HDR ASSY, GW



TE Part # 1586866-1
02P UMNL HDR ASSY V2, GW



TE Part # 1586953-1
02P UMNL PIN HDR ASSY NATL, GW



TE Part # 643405-1
05P UMNL PIN HDR ASSY POL NATL




TE Part # 1586869-1
03P UMNL HDR ASSY, GW




TE Part # 926306-5
UMNL 5 WAY CAP HSG


Also in the Series | **Universal MATE-N-LOK**




Circular Power Connectors(2)




Connector Caps & Covers(34)




Connector Contacts(209)




Connector Hardware(12)




Connector Seals & Cavity Plugs(27)



Connector Strain Relief(7)



Insertion & Extraction Tools(4)

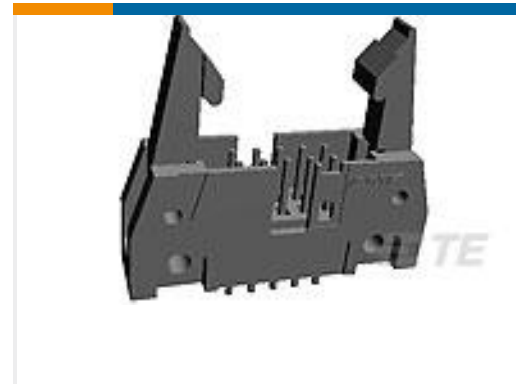


Rectangular Connector Housings(1)



Rectangular Power Connectors(672)

Customers Also Bought

TE Part #4344156001
CGPT-R-1.6-0TE Part #T4140012041-000
M12 Panel Mount PCBTE Part #5499160-8
A/L UNIV HDR 34P VERT SHT LATTE Part #5677862005
RNF-3000-9/3-9-STKTE Part #2-1571586-2
808-AG11D-LF=800 DIP,PCB,AU/SNTE Part #5787973-1
36 .8MM CHAMP RCPT ASSYTE Part #880642-2
RING TONGUE 1.0-2.5 MM2 0.61X14.60 TPBRTE Part #1-1614884-4
CPF 0805 7R5 0.1% 25PPM 1K RL

Documents

Product Drawings

05P UMNL SOC HDR V2 NATL NDH

English

CAD Files

3D PDF

3D

Customer View Model

[ENG_CVM_CVM_2029361-1_A_c-2029361-1-a.2d_dxf.zip](#)

English

Customer View Model

[ENG_CVM_CVM_2029361-1_A_c-2029361-1-a.3d_igs.zip](#)

English

Customer View Model

[ENG_CVM_CVM_2029361-1_A_c-2029361-1-a.3d_stp.zip](#)

English

By downloading the CAD file I accept and agree to the [Terms and Conditions](#) of use.



[Product Specifications](#)

[Application Specification](#)

English