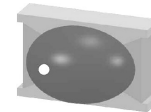


Features

- Close Matching of the Diode Characteristics
- Better Temperature Stability than Zero Bias
- Low Barrier Height
- Passivated with Silicon Nitride



Description

The MSS25-xxx-x Series of Schottky diodes are optimized for superior $1/f$ noise on P-type silicon epitaxial substrate with proprietary process. In general they require a small forward bias ($5 \sim 50 \mu\text{A}$) for small power levels below -30 dBm when used as microwave detectors. At higher powers they can be used as a Zero Bias Detectors.

Chip & Beam Lead Electrical Specifications @ $T_A = 25^\circ\text{C}$

Forward Voltage @ 1 mA = 220 - 330 mV

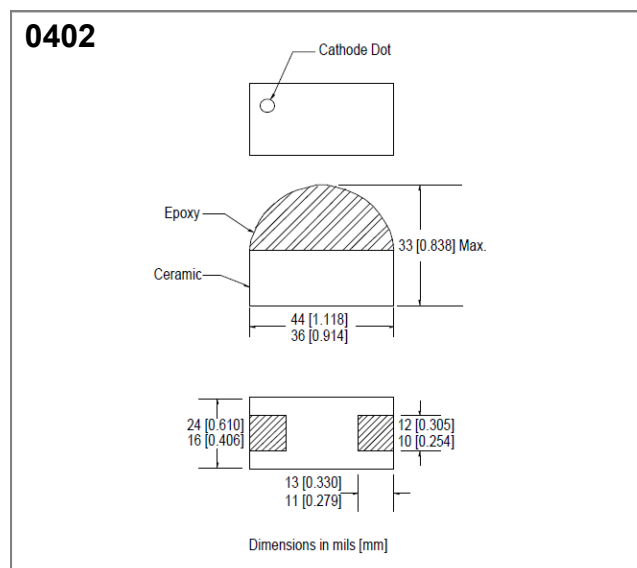
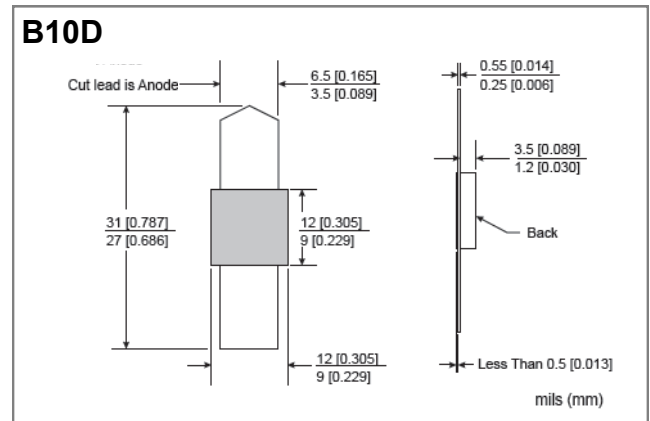
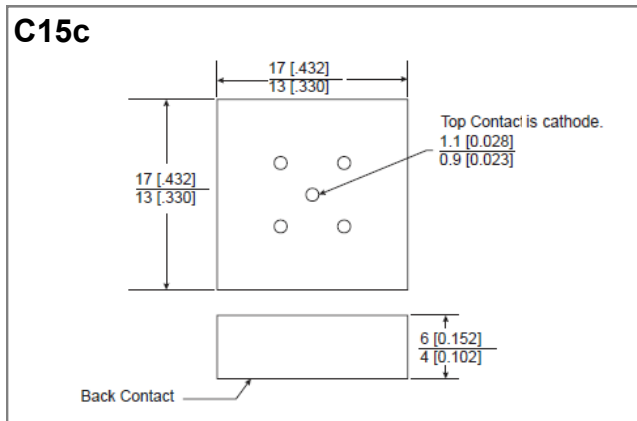
Breakdown Voltage @ 10 μA = 3 V min.

Model	Forward Voltage (V_F)		Junction Capacitance (C_J)		Dynamic Resistance (R_D)	Frequency	Outline
	mV		pF		Ω	GHz	
	Typ.	Max.	Typ.	Max.	Max.	Max.	
Chip							
MSS25-047-C15c	260	300	0.08	0.10	65	18	C15c
MSS25-049-C15c	220	260	0.10	0.12	52	12	C15c
Beam Lead							
MSS25-141-B10D	280	330	0.06	0.08	65	40	B10D
MSS25-143-B10D	260	300	0.08	0.10	60	26	B10D
MSS25-145-B10D	220	260	0.10	0.12	52	18	B10D
Packaged							
MSS25-141-0402	280	330	0.06	0.08	65	40	0402
Test Conditions	$I_F = 1 \text{ mA}$		$V_R = 0.2 \text{ V}, 1 \text{ MHz}$		$I_F = 5 \text{ mA}$	—	—

Absolute Maximum Ratings

Parameters	Rating
Power Dissipation	150 mW per junction, derated linearly to 0 @ $T_A = +150^\circ\text{C}$
Operating & Storage Temperature	-65°C to $+150^\circ\text{C}$
Soldering Temperature	$+230^\circ\text{C}$ for 5 seconds

Outline Drawings



MACOM Technology Solutions Inc. All rights reserved.

Information in this document is provided in connection with MACOM Technology Solutions Inc ("MACOM") products. These materials are provided by MACOM as a service to its customers and may be used for informational purposes only. Except as provided in MACOM's Terms and Conditions of Sale for such products or in any separate agreement related to this document, MACOM assumes no liability whatsoever. MACOM assumes no responsibility for errors or omissions in these materials. MACOM may make changes to specifications and product descriptions at any time, without notice. MACOM makes no commitment to update the information and shall have no responsibility whatsoever for conflicts or incompatibilities arising from future changes to its specifications and product descriptions. No license, express or implied, by estoppel or otherwise, to any intellectual property rights is granted by this document.

THESE MATERIALS ARE PROVIDED "AS IS" WITHOUT WARRANTY OF ANY KIND, EITHER EXPRESS OR IMPLIED, RELATING TO SALE AND/OR USE OF MACOM PRODUCTS INCLUDING LIABILITY OR WARRANTIES RELATING TO FITNESS FOR A PARTICULAR PURPOSE, CONSEQUENTIAL OR INCIDENTAL DAMAGES, MERCHANTABILITY, OR INFRINGEMENT OF ANY PATENT, COPYRIGHT OR OTHER INTELLECTUAL PROPERTY RIGHT. MACOM FURTHER DOES NOT WARRANT THE ACCURACY OR COMPLETENESS OF THE INFORMATION, TEXT, GRAPHICS OR OTHER ITEMS CONTAINED WITHIN THESE MATERIALS. MACOM SHALL NOT BE LIABLE FOR ANY SPECIAL, INDIRECT, INCIDENTAL, OR CONSEQUENTIAL DAMAGES, INCLUDING WITHOUT LIMITATION, LOST REVENUES OR LOST PROFITS, WHICH MAY RESULT FROM THE USE OF THESE MATERIALS.

MACOM products are not intended for use in medical, lifesaving or life sustaining applications. MACOM customers using or selling MACOM products for use in such applications do so at their own risk and agree to fully indemnify MACOM for any damages resulting from such improper use or sale.