


PTC Resettable Fuse Radial Leaded Type

MPTR Series

MERITEK

FEATURE

- Operating temperature: -40°C to 85°C
- High temperature type is up to 125°C
- Operation current: 0.05A to 15.0A
- Maximum voltage: 16V to 90V
- Wide variety of electronic applications
- UL/cUL safety approved: certification No: E223037
- TUV safety approved: certification No: R50223766



PART NUMBERING SYSTEM

MPTR 16V 250 H
(1) (2) (3) (4)



No	Item	Code	Description	Series Reference
(1)	Meritek Series	MPTR	Polymer Resettable Fuse Series	Radial Lead Type
(2)	Voltage Rating	16V	16V: 16VDC	30V: 30VDC
(3)	Current Rating	250	250: 2.5A	500: 5.0A
(4)	Internal Code	H	H: High Temperature Range	Blank: Standard Type

ELECTRICAL CHARACTERISTICS AT 23°C

Item	Value	Characteristics
Hold Current	2.5A	I_H =Hold current-maximum current at which the device will not trip at 23°C still air.
Trip Current	4.7A	I_T =Trip current-minimum current at which the device will always trip at 23°C still air.
Rated Voltage	16V _{DC}	V_{MAX} =Maximum voltage device can withstand without damage at its rated current (I_{MAX}).
Max Current	100A	I_{MAX} = Maximum fault current device can withstand without damage at rated voltage (V_{MAX}).
Typical Power	1.0W	P_d =Typical power dissipated-type amount of power dissipated by the device when in the tripped state in 23°C still air environment.
Max Time to Trip	5.0Sec.	Device response time, at current of 5X Hold Current: 12.5A
Resistance	R_{MIN}	0.022 Ω R_{MIN} =Minimum device resistance at 23°C prior to tripping.
	$R1_{MAX}$	0.053 Ω $R1_{MAX}$ =Maximum device resistance at 23°C measured 1 hour after tripping or reflow soldering of 260°C for 20 seconds.

* Termination pad materials: Pure Tin

PTC Resettable Fuse Radial Leaded Type

MPTR Series

MERITEK

ELECTRICAL CHARACTERISTICS AT 23°C

MPTR16V

Part Number	Hold Current	Trip Current	Max.Time to trip	Maximum Current	Rated Voltage	Typical Power	Resistance Tolerance	
	I_H , A	I_T , A	at 5x I_H	I_{MAX} , A	V_{MAX} , V _{DC}	P_d , W	R_{MIN}	$R1_{MAX}$
							ohms	ohms
MPTR16V250	2.5	4.7	5.0	100	16	1.0	0.022	0.053
MPTR16V300	3.0	5.1	2.0	100	16	2.3	0.034	0.105
MPTR16V400	4.0	6.8	3.5	100	16	2.4	0.020	0.063
MPTR16V500	5.0	8.5	3.6	100	16	2.6	0.014	0.044
MPTR16V600	6.0	10.2	5.8	100	16	2.8	0.009	0.033
MPTR16V700	7.0	11.9	8.0	100	16	3.0	0.006	0.021
MPTR16V800	8.0	13.6	9.0	100	16	3.0	0.005	0.018
MPTR16V900	9.0	15.3	12.0	100	16	3.3	0.004	0.015
MPTR16V1000	10.0	17.0	12.5	100	16	3.3	0.003	0.012
MPTR16V1100	11.0	18.7	13.5	100	16	3.7	0.003	0.010
MPTR16V1200	12.0	20.4	16.0	100	16	4.2	0.002	0.009
MPTR16V1400	14.0	23.8	20.0	100	16	4.6	0.002	0.008

MPTR16V-30V High Temperature (-40°C to 125°C)

Part Number	Hold Current	Trip Current	Max.Time to trip	Maximum Current	Rated Voltage	Typical Power	Resistance Tolerance	
	I_H , A	I_T , A	at 5x I_H	I_{MAX} , A	V_{MAX} , V _{DC}	P_d , W	R_{MIN}	$R1_{MAX}$
							ohms	ohms
MPTR30V050H	0.5	0.9	2.5	40	30	0.9	0.4800	1.1000
MPTR30V070H	0.7	1.4	3.2	40	30	1.4	0.3000	0.8000
MPTR30V100H	1.0	1.8	5.2	40	30	1.4	0.1800	0.4300
MPTR16V200H	2.0	3.8	3.0	100	16	1.4	0.0450	0.1100
MPTR16V300H	3.0	6.0	5.0	100	16	3.0	0.0330	0.0790
MPTR16V400H	4.0	7.0	5.0	100	16	3.3	0.0240	0.0600
MPTR16V450H	4.5	7.8	3.0	100	16	3.6	0.0220	0.0540
MPTR16V550H	5.5	10.0	6.0	100	16	3.5	0.0150	0.0370
MPTR16V600H	6.0	10.8	5.0	100	16	4.1	0.0130	0.0320
MPTR16V650H	6.5	12.0	5.5	100	16	4.3	0.0110	0.0260
MPTR16V700H	7.0	13.0	7.0	100	16	4.0	0.0100	0.0250
MPTR16V750H	7.5	13.1	7.0	100	16	4.5	0.0094	0.0220
MPTR16V800H	8.0	15.0	8.0	100	16	4.2	0.0080	0.0200
MPTR16V900H	9.0	16.5	10.0	100	16	5.0	0.0074	0.0170
MPTR16V1000H	10.0	18.5	9.0	100	16	5.3	0.0062	0.0150
MPTR16V1100H	11.0	20.0	11.0	100	16	5.5	0.0055	0.0130
MPTR16V1300H	13.0	24.0	13.0	100	16	6.9	0.0041	0.0100
MPTR16V1400H	14.0	27.0	13.0	100	16	6.9	0.0030	0.0090
MPTR16V1500H	15.0	28.0	20.0	100	16	7.0	0.0032	0.0092

PTC Resettable Fuse Radial Leaded Type

MPTR Series

MERITEK

ELECTRICAL CHARACTERISTICS AT 23°C (CONTINUED)

MPTR30V

Part Number	Hold Current	Trip Current	Max. Time to trip	Maximum Current	Rated Voltage	Typical Power	Resistance Tolerance	
	I_H , A	I_T , A	at 5x I_H	I_{MAX} , A	V_{MAX} , V _{DC}	P_d , W	R_{MIN}	$R1_{MAX}$
							ohms	ohms
MPTR30V090	0.90	1.80	5.9	100	30	0.6	0.070	0.22
MPTR30V110	1.10	2.20	6.6	100	30	0.7	0.050	0.17
MPTR30V135	1.35	2.70	7.3	100	30	0.8	0.040	0.13
MPTR30V160	1.60	3.20	8.0	100	30	0.9	0.030	0.11
MPTR30V185	1.85	3.70	8.7	100	30	1.0	0.030	0.09
MPTR30V250	2.50	5.00	10.3	100	30	1.2	0.020	0.07
MPTR30V300	3.00	6.00	10.8	100	30	2.0	0.020	0.08
MPTR30V400	4.00	8.00	12.7	100	30	2.5	0.010	0.05
MPTR30V500	5.00	10.00	14.5	100	30	3.0	0.010	0.05
MPTR30V600	6.00	12.00	16.0	100	30	3.5	0.005	0.04
MPTR30V700	7.00	14.00	17.5	100	30	3.8	0.005	0.03
MPTR30V800	8.00	16.00	18.8	100	30	4.0	0.005	0.02
MPTR30V900	9.00	18.00	20.0	100	30	4.2	0.005	0.02

MPTR36V

Part Number	Hold Current	Trip Current	Maximum Current	Rated Voltage	Typical Power	Resistance Tolerance	
	I_H , A	I_T , A	I_{MAX} , A	V_{MAX} , V _{DC}	P_d , W	R_{MIN}	$R1_{MAX}$
						ohms	ohms
MPTR36V050	0.50	1.10	40	36	0.67	0.140	0.448
MPTR36V075	0.75	1.50	40	36	0.71	0.115	0.368
MPTR36V090	0.90	1.80	40	36	0.74	0.090	0.288
MPTR36V120	1.20	2.30	40	36	0.78	0.074	0.180
MPTR36V135	1.35	2.50	40	36	0.84	0.059	0.143
MPTR36V160	1.60	2.75	40	36	0.86	0.041	0.131
MPTR36V190	1.90	3.00	40	36	0.90	0.045	0.092
MPTR36V220	2.20	3.50	40	36	0.95	0.025	0.080
MPTR36V250	2.50	4.00	40	36	0.99	0.020	0.064

MPTR60V

Part Number	Hold Current	Trip Current	Max. Time to trip	Maximum Current	Rated Voltage	Typical Power	Resistance Tolerance	
	I_H , A	I_T , A	at 5x I_H	I_{MAX} , A	V_{MAX} , V _{DC}	P_d , W	R_{MIN}	$R1_{MAX}$
							ohms	ohms
MPTR60V005	0.05	0.10	5.0	40	60	0.26	7.30	20.0
MPTR60V010	0.10	0.20	4.0	40	60	0.38	2.50	7.50
MPTR60V017	0.17	0.34	3.0	40	60	0.48	2.00	8.00
MPTR60V020	0.20	0.40	2.2	40	60	0.41	1.83	4.40
MPTR60V025	0.25	0.50	2.5	40	60	0.45	1.25	3.00
MPTR60V030	0.30	0.60	3.0	40	60	0.49	0.88	2.10
MPTR60V040	0.40	0.80	3.8	40	60	0.56	0.55	1.29
MPTR60V050	0.50	1.00	4.0	40	60	0.77	0.50	1.17
MPTR60V065	0.65	1.30	5.3	40	60	0.88	0.31	0.72

PTC Resettable Fuse Radial Leaded Type

MPTR Series

MERITEK

ELECTRICAL CHARACTERISTICS AT 23°C (CONTINUED)

MPTR60V

Part Number	Hold Current	Trip Current	Max.Time to trip	Maximum Current	Rated Voltage	Typical Power	Resistance Tolerance	
	I_H , A	I_T , A	at 5x I_H	I_{MAX} , A	V_{MAX} , V _{DC}	P_d , W	R_{MIN}	$R1_{MAX}$
							ohms	ohms
MPTR60V075	0.75	1.50	6.3	40	60	0.92	0.25	0.60
MPTR60V090	0.90	1.80	7.2	40	60	0.99	0.20	0.47
MPTR60V110	1.10	2.20	8.2	40	60	1.50	0.15	0.38
MPTR60V135	1.35	2.70	9.6	40	60	1.70	0.12	0.30
MPTR60V160	1.60	3.20	11.4	40	60	1.90	0.09	0.22
MPTR60V185	1.85	3.70	12.6	40	60	2.10	0.08	0.19
MPTR60V250	2.50	5.00	15.6	40	60	2.50	0.05	0.13
MPTR60V300	3.00	6.00	19.8	40	60	2.80	0.04	0.10
MPTR60V375	3.75	7.50	24.0	40	60	3.20	0.03	0.08

MPTR90V

Part Number	Hold Current	Trip Current	Max.Time to trip	Maximum Current	Rated Voltage	Typical Power	Resistance Tolerance	
	I_H , A	I_T , A	at 5x I_H	I_{MAX} , A	V_{MAX} , V _{DC}	P_d , W	R_{MIN}	$R1_{MAX}$
							ohms	ohms
MPTR90V010	0.10	0.20	4.0	40	72/90	0.38	2.50	7.50
MPTR90V015	0.15	0.35	10.0	40	72/90	0.70	2.40	7.00
MPTR90V017	0.17	0.34	3.0	40	72/90	0.48	2.00	8.00
MPTR90V020	0.20	0.40	2.2	40	72/90	0.41	1.83	4.40
MPTR90V025	0.25	0.50	2.5	40	72/90	0.45	1.25	3.00
MPTR90V030	0.30	0.60	3.0	40	72/90	0.49	0.88	2.10
MPTR90V035	0.35	0.75	10.0	40	72/90	1.30	0.70	2.50
MPTR90V040	0.40	0.80	3.8	40	72/90	0.56	0.55	1.29
MPTR90V050	0.50	1.00	4.0	40	72/90	0.77	0.50	1.17
MPTR90V055	0.55	1.20	10.0	40	72/90	1.50	0.40	1.50
MPTR90V065	0.65	1.30	5.3	40	72/90	0.88	0.31	0.72
MPTR90V075	0.75	1.50	6.3	40	72/90	0.92	0.25	0.60
MPTR90V090	0.90	1.80	7.2	40	72/90	0.99	0.20	0.47
MPTR90V110	1.10	2.20	8.2	40	72/90	1.50	0.15	0.38
MPTR90V135	1.35	2.70	9.6	40	72/90	1.70	0.12	0.30
MPTR90V160	1.60	3.20	11.4	40	72/90	1.90	0.09	0.22
MPTR90V185	1.85	3.70	12.6	40	72/90	2.10	0.08	0.19
MPTR90V250	2.50	5.00	15.6	40	72/90	2.50	0.05	0.13
MPTR90V300	3.00	6.00	19.8	40	72/90	2.80	0.04	0.10
MPTR90V375	3.75	7.50	24.0	40	72/90	3.20	0.03	0.08

PTC Resettable Fuse Radial Leded Type

MPTR Series

MERITEK

DIMENSIONS

MPTR16V

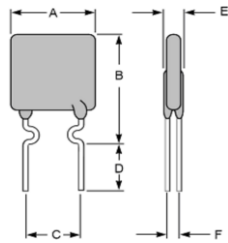


Figure 1
Lead Size: 24AWG
Φ 0.51 mm Diameter

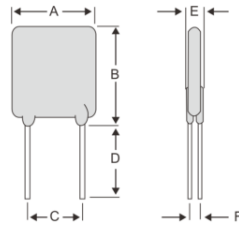


Figure 2
Lead Size: 20AWG
Φ 0.81 mm Diameter

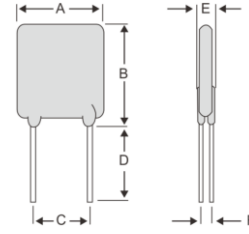


Figure 3
Lead Size: 18AWG
Φ 1.0 mm Diameter

Part Number	Figure	A (mm)	B (mm)	C (mm)	D (mm)	E (mm)	F (mm)
		Maximum	Maximum	Typical	Minimum	Maximum	Typical
MPTR16V250	1	8.9	12.8	5.1	7.6	3.0	1.2
MPTR16V300	2	7.1	11.0	5.1	7.6	3.0	1.2
MPTR16V400	2	8.9	12.8	5.1	7.6	3.0	1.2
MPTR16V500	2	10.4	14.3	5.1	7.6	3.0	1.2
MPTR16V600	2	10.7	17.1	5.1	7.6	3.0	1.2
MPTR16V700	2	11.2	19.7	5.1	7.6	3.0	1.2
MPTR16V800	2	12.7	20.9	5.1	7.6	3.0	1.2
MPTR16V900	2	14.0	21.7	5.1	7.6	3.0	1.2
MPTR16V1000	2	16.5	24.1	5.1	7.6	3.0	1.2
MPTR16V1100	2	17.5	26.0	5.1	7.6	3.0	1.2
MPTR16V1200	3	17.5	28.0	10.2	7.6	3.6	1.4
MPTR16V1400	3	27.9	27.9	10.2	7.6	3.6	1.4

PTC Resettable Fuse Radial Leded Type

MPTR Series

MERITEK

DIMENSIONS (CONTINUED)

MPTR16V-30V High Temperature (-40°C to 125°C)

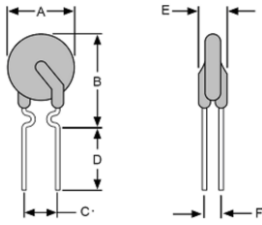


Figure 1
Lead Size: 24AWG
Φ 0.51 mm Diameter

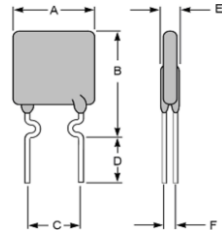


Figure 2
Lead Size: 24AWG
Φ 0.51 mm Diameter

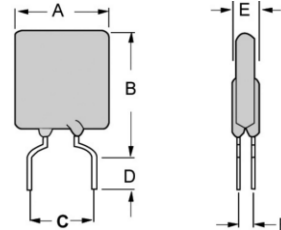


Figure 3
Lead Size: 20AWG
Φ 0.81 mm Diameter

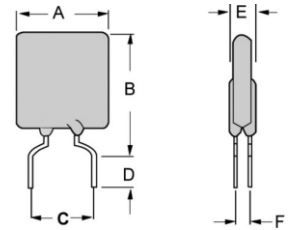


Figure 4
Lead Size: 18AWG
Φ 1.00 mm Diameter

Part Number	Figure	A (mm)	B (mm)	C (mm)	D (mm)	E (mm)	F (mm)
		Maximum	Maximum	Typical	Minimum	Maximum	Typical
MPTR30V050H	1	7.4	12.7	5.1	7.6	3.0	1.2
MPTR30V070H	2	6.9	10.8	5.1	7.6	3.0	1.2
MPTR30V100H	1	9.7	13.6	5.1	7.6	3.0	1.2
MPTR16V200H	1	9.4	14.4	5.1	7.6	3.0	1.2
MPTR16V300H	3	8.8	13.8	5.1	7.6	3.0	1.2
MPTR16V400H	3	10.0	15.0	5.1	7.6	3.0	1.2
MPTR16V450H	3	10.4	15.6	5.1	7.6	3.0	1.2
MPTR16V550H	3	11.2	18.9	5.1	7.6	3.0	1.2
MPTR16V600H	3	11.2	21.0	5.1	7.6	3.0	1.2
MPTR16V650H	3	12.7	22.2	5.1	7.6	3.0	1.2
MPTR16V700H	3	14.0	21.9	5.1	7.6	3.0	1.2
MPTR16V750H	3	14.0	23.5	5.1	7.6	3.0	1.2
MPTR16V800H	3	16.5	22.5	5.1	7.6	3.0	1.2
MPTR16V900H	3	16.5	25.7	5.1	7.6	3.0	1.2
MPTR16V1000H	3	17.5	26.5	10.2	7.6	3.0	1.2
MPTR16V1100H	3	21.0	26.1	10.2	7.6	3.0	1.2
MPTR16V1300H	4	23.5	28.7	10.2	7.6	3.6	1.4
MPTR16V1400H	4	23.5	28.7	10.2	7.6	3.6	1.4
MPTR16V1500H	4	23.5	28.7	10.2	7.6	3.6	1.4

PTC Resettable Fuse Radial Leded Type

MPTR Series

MERITEK

DIMENSIONS (CONTINUED)

MPTR30V

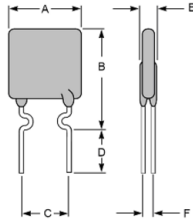


Figure 1
Lead Size: 24AWG
Φ 0.51 mm Diameter

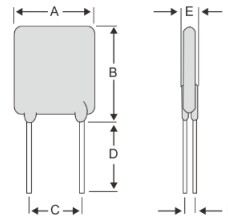


Figure 2
Lead Size: 20AWG
Φ 0.81 mm Diameter

Part Number	Figure	A (mm)	B (mm)	C (mm)	D (mm)	E (mm)	F (mm)
		Maximum	Maximum	Typical	Minimum	Maximum	Typical
MPTR30V090	1	7.4	12.2	5.1	7.6	3.0	0.9
MPTR30V110	1	7.4	14.2	5.1	7.6	3.0	0.9
MPTR30V135	1	8.9	13.5	5.1	7.6	3.0	0.9
MPTR30V160	1	8.9	15.2	5.1	7.6	3.0	0.9
MPTR30V185	1	10.2	15.7	5.1	7.6	3.0	0.9
MPTR30V250	1	11.4	18.3	5.1	7.6	3.0	0.9
MPTR30V300	2	11.4	17.3	5.1	7.6	3.0	1.2
MPTR30V400	2	14.0	20.1	5.1	7.6	3.0	1.2
MPTR30V500	2	14.0	24.9	10.2	7.6	3.0	1.2
MPTR30V600	2	16.5	24.9	10.2	7.6	3.0	1.2
MPTR30V700	2	19.1	26.7	10.2	7.6	3.0	1.2
MPTR30V800	2	21.6	29.2	10.2	7.6	3.0	1.2
MPTR30V900	2	24.1	29.7	10.2	7.6	3.0	1.2

MPTR36V

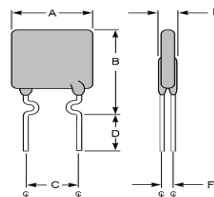


Figure 1
Lead Size: 24AWG
Φ 0.51 mm Diameter

Part Number	A (mm)	B (mm)	C (mm)	D (mm)	E (mm)	F (mm)
	Maximum	Maximum	Typical	Minimum	Maximum	Typical
MPTR36V050	7.4	12.2	5.1	7.6	3.0	1.1
MPTR36V075	7.4	12.2	5.1	7.6	3.0	1.1
MPTR36V090	7.4	12.2	5.1	7.6	3.0	1.1
MPTR36V120	7.4	12.2	5.1	7.6	3.0	1.1
MPTR36V135	7.4	14.2	5.1	7.6	3.0	1.1
MPTR36V160	7.4	14.0	5.1	7.6	3.0	1.1
MPTR36V190	9.0	13.5	5.1	7.6	3.0	1.1
MPTR36V220	10.0	17.0	5.1	7.6	3.0	1.1
MPTR36V250	10.0	19.5	5.1	7.6	3.0	1.1

PTC Resettable Fuse Radial Leded Type

MPTR Series

MERITEK

DIMENSIONS (CONTINUED)

MPTR60V

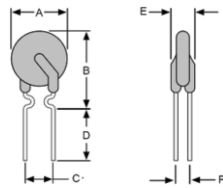


Figure 1
Lead Size: 24AWG
Φ 0.51 mm Diameter

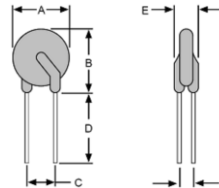


Figure 2
Lead Size: 20AWG
Φ 0.81 mm Diameter

Part Number	Figure	A (mm)	B (mm)	C (mm)	D (mm)	E (mm)	F (mm)
		Maximum	Maximum	Typical	Minimum	Maximum	Typical
MPTR60V005	1	7.4	12.7	5.1	7.6	3.1	1.1
MPTR60V010	1	7.4	12.7	5.1	7.6	3.1	1.1
MPTR60V017	1	7.4	12.7	5.1	7.6	3.1	1.1
MPTR60V020	1	7.4	12.7	5.1	7.6	3.1	1.1
MPTR60V025	1	7.4	12.7	5.1	7.6	3.1	1.1
MPTR60V030	1	7.4	13.0	5.1	7.6	3.1	1.1
MPTR60V040	1	7.6	13.5	5.1	7.6	3.1	1.1
MPTR60V050	1	7.9	13.7	5.1	7.6	3.1	1.1
MPTR60V065	1	9.7	14.5	5.1	7.6	3.1	1.1
MPTR60V075	1	10.4	15.2	5.1	7.6	3.1	1.1
MPTR60V090	1	11.7	15.8	5.1	7.6	3.1	1.1
MPTR60V110	2	13.0	18.0	5.1	7.6	3.1	1.4
MPTR60V135	2	14.5	19.6	5.1	7.6	3.1	1.4
MPTR60V160	2	16.3	21.3	5.1	7.6	3.1	1.4
MPTR60V185	2	17.8	22.9	5.1	7.6	3.1	1.4
MPTR60V250	2	21.3	26.4	10.2	7.6	3.1	1.4
MPTR60V300	2	24.9	30.0	10.2	7.6	3.1	1.4
MPTR60V375	2	28.5	33.5	10.2	7.6	3.1	1.4

PTC Resettable Fuse Radial Leded Type

MPTR Series

MERITEK

DIMENSIONS (CONTINUED)

MPTR90V

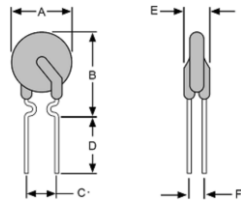


Figure 1
Lead Size: 24AWG
Φ 0.51 mm Diameter

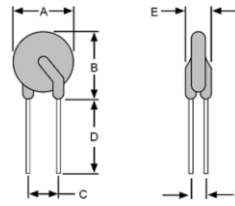


Figure 2
Lead Size: 20AWG
Φ 0.81 mm Diameter

Part Number	Figure	A (mm)	B (mm)	C (mm)	D (mm)	E (mm)	F (mm)
		Maximum	Maximum	Typical	Minimum	Maximum	Typical
MPTR90V010	1	7.4	12.7	5.1	7.6	3.1	1.1
MPTR90V015	1	7.4	12.7	5.1	7.6	3.1	1.1
MPTR90V017	1	7.4	12.7	5.1	7.6	3.1	1.1
MPTR90V020	1	7.4	12.7	5.1	7.6	3.1	1.1
MPTR90V025	1	7.4	12.7	5.1	7.6	3.1	1.1
MPTR90V030	1	7.4	13.0	5.1	7.6	3.1	1.1
MPTR90V035	1	7.4	12.7	5.1	7.6	3.1	1.1
MPTR90V040	1	7.6	13.5	5.1	7.6	3.1	1.1
MPTR90V050	1	7.9	13.7	5.1	7.6	3.1	1.1
MPTR90V055	1	9.7	14.0	5.1	7.6	3.1	1.1
MPTR90V065	1	9.7	14.5	5.1	7.6	3.1	1.1
MPTR90V075	1	10.4	15.2	5.1	7.6	3.1	1.1
MPTR90V090	1	11.7	15.8	5.1	7.6	3.1	1.1
MPTR90V110	2	13.0	18.0	5.1	7.6	3.1	1.4
MPTR90V135	2	14.5	19.6	5.1	7.6	3.1	1.4
MPTR90V160	2	16.3	21.3	5.1	7.6	3.1	1.4
MPTR90V185	2	17.8	22.9	5.1	7.6	3.1	1.4
MPTR90V250	2	21.3	26.4	10.2	7.6	3.1	1.4
MPTR90V300	2	24.9	30.0	10.2	7.6	3.1	1.4
MPTR90V375	2	28.5	33.5	10.2	7.6	3.1	1.4

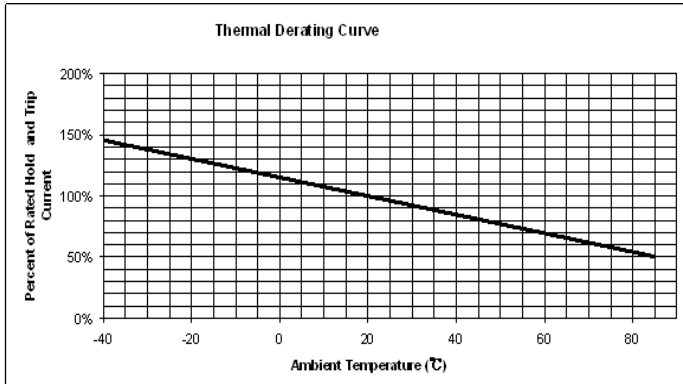
PTC Resettable Fuse Radial Leaded Type

MPTR Series

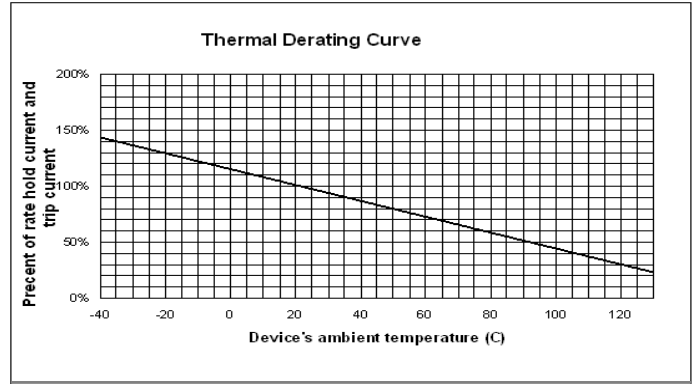
MERITEK

THERMAL DERATING CURVE

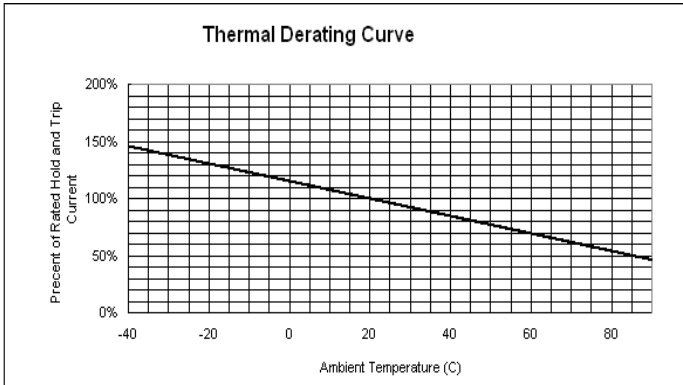
MPTR16V



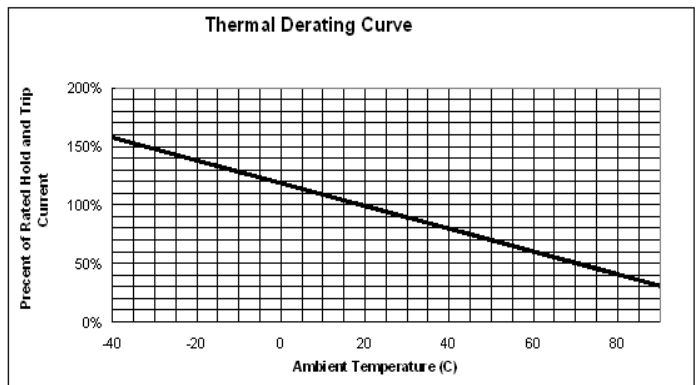
MPTR16V-30V High Temperature (-40°C to 125°C)



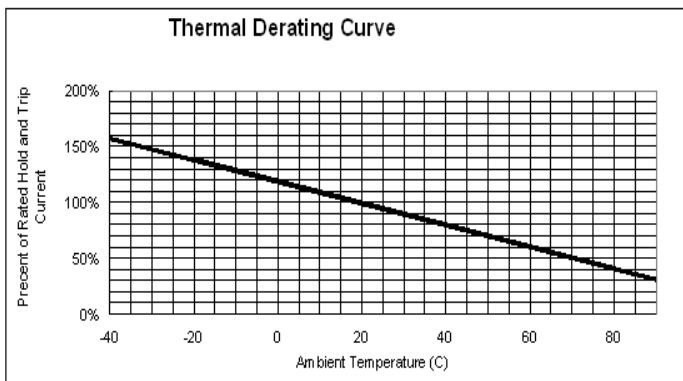
MPTR30V



MPTR60V



MPTR90V



PTC Resettable Fuse Radial Leaded Type

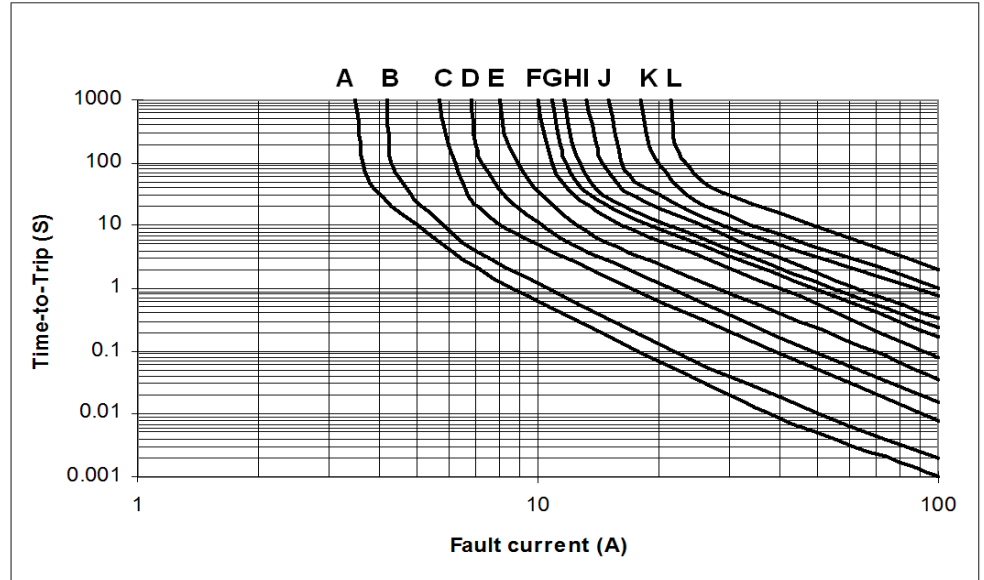
MPTR Series

MERITEK

TYPICAL TIME-TO-TRIP AT 23°C

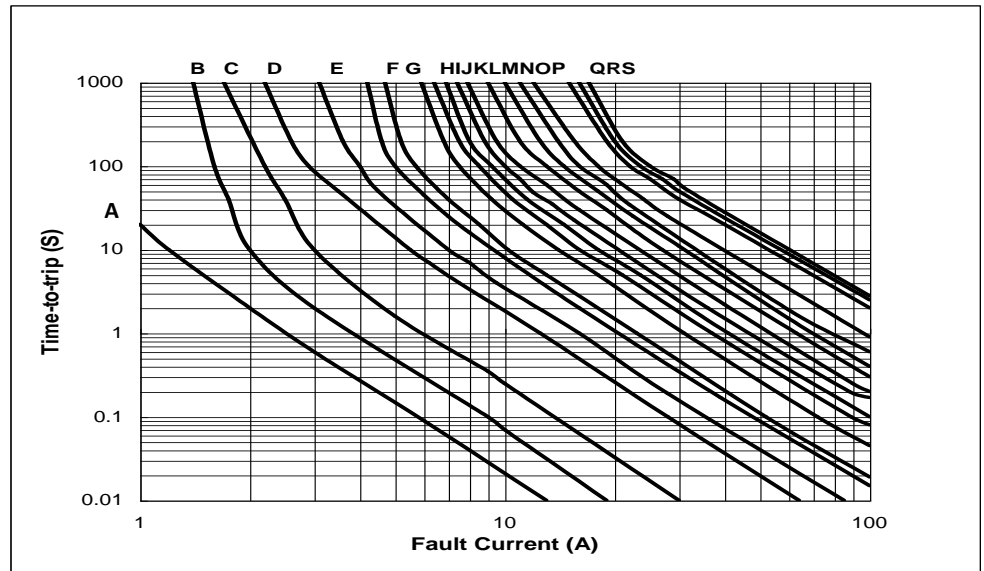
MPTR16V

- A = MPTR16V250
- B = MPTR16V300
- C = MPTR16V400
- D = MPTR16V500
- E = MPTR16V600
- F = MPTR16V700
- G = MPTR16V800
- H = MPTR16V900
- I = MPTR16V1000
- J = MPTR16V1100
- K = MPTR16V1200
- L = MPTR16V1400



MPTR16V-30V High Temperature (-40°C to 125°C)

- A = MPTR30V050H
- B = MPTR30V070H
- C = MPTR30V100H
- D = MPTR16V200H
- E = MPTR16V300H
- F = MPTR16V400H
- G = MPTR16V450H
- H = MPTR16V550H
- I = MPTR16V600H
- J = MPTR16V650H
- K = MPTR16V700H
- L = MPTR16V750H
- M = MPTR16V800H
- N = MPTR16V900H
- O = MPTR16V1000H
- P = MPTR16V1100H
- Q = MPTR16V1300H
- R = MPTR16V1400H
- S = MPTR16V1500H



PTC Resettable Fuse Radial Leaded Type

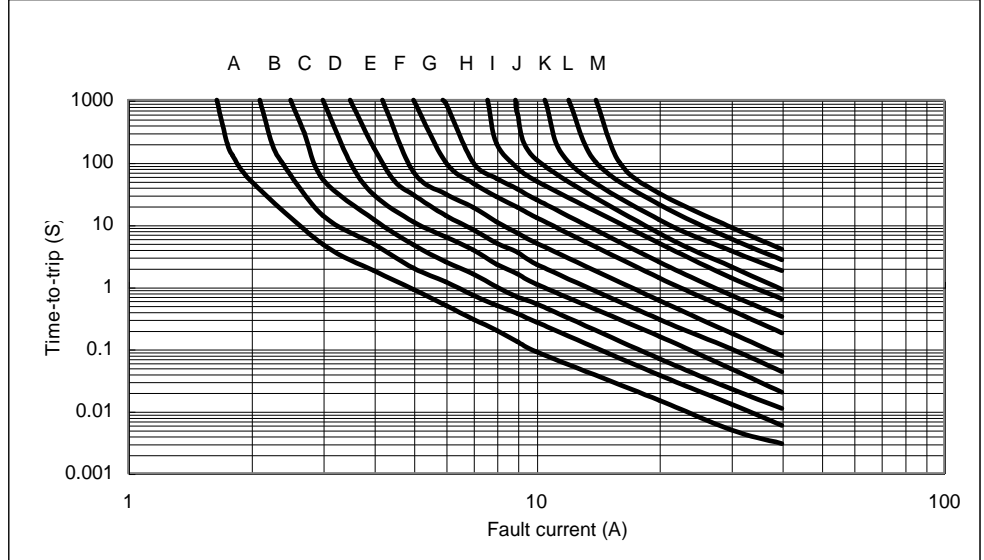
MPTR Series

MERITEK

TYPICAL TIME-TO-TRIP AT 23°C (CONTINUED)

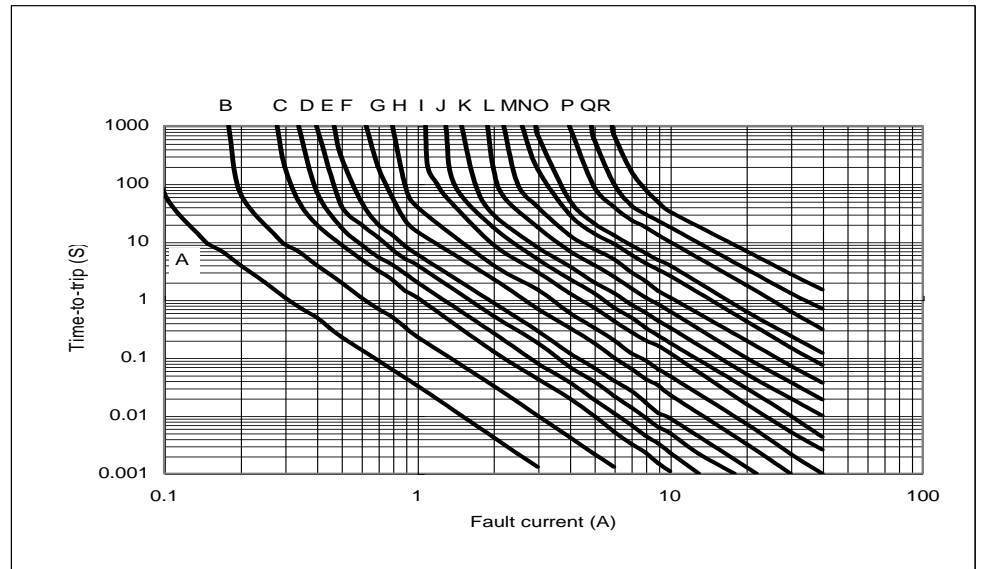
MPTR30V

- A = MPTR30V090
- B = MPTR30V110
- C = MPTR30V135
- D = MPTR30V160
- E = MPTR30V185
- F = MPTR30V250
- G = MPTR30V300
- H = MPTR30V400
- I = MPTR30V500
- J = MPTR30V600
- K = MPTR30V700
- L = MPTR30V800
- M = MPTR30V900



MPTR60V

- A = MPTR60V005
- B = MPTR60V010
- C = MPTR60V017
- D = MPTR60V020
- E = MPTR60V025
- F = MPTR60V030
- G = MPTR60V040
- H = MPTR60V050
- I = MPTR60V065
- J = MPTR60V075
- K = MPTR60V090
- L = MPTR60V110
- M = MPTR60V135
- N = MPTR60V160
- O = MPTR60V185
- P = MPTR60V250
- Q = MPTR60V300
- R = MPTR60V375



PTC Resettable Fuse Radial Leaded Type

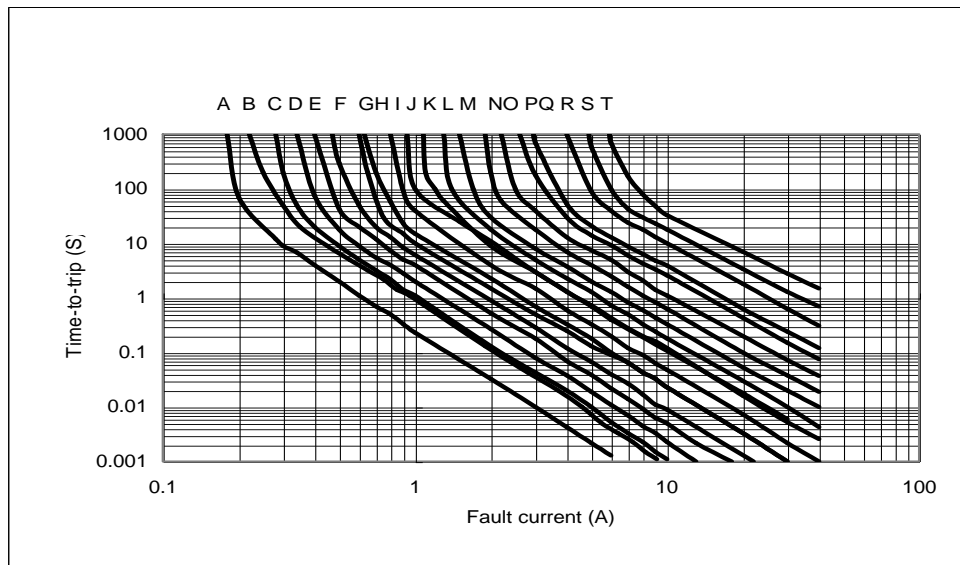
MPTR Series

MERITEK

TYPICAL TIME-TO-TRIP AT 23°C (CONTINUED)

MPTR90V

A = MPTR90V010
B = MPTR90V015
C = MPTR90V017
D = MPTR90V020
E = MPTR90V025
F = MPTR90V030
G = MPTR90V035
H = MPTR90V040
I = MPTR90V050
J = MPTR90V055
K = MPTR90V065
L = MPTR90V075
M = MPTR90V090
N = MPTR90V110
O = MPTR90V135
P = MPTR90V160
Q = MPTR90V185
R = MPTR90V250
S = MPTR90V300
T = MPTR90V375



WARNING

- Operation beyond the specified maximum ratings or improper use may result in damage and possible electrical arcing and/or flame.
- PPTC device are intended for occasional overcurrent protection. Application for repeated overcurrent condition and/or prolonged trip is not anticipated.
- Avoid contact of PPTC device with chemical solvent. Prolonged contact will damage the device performance