

Type RS60RB

Resettable Fuse (PTC's)

Radial Leaded



www.optifuse.com (619) 593-5050

Application:

Wide variety of electronic equipment

Product Features:

Low hold current, Solid State

Radial-leaded product ideal for up to 60V

Operation Current: 50mA~3.75A

Maximum Voltage: 60V

Temperature Range: -40°C to 85°C

Agency Standards and Listings:



Electrical Characteristics (23°C)

Part Number	Hold Current I_H , A	Trip Current I_T , A	Max. Time To Trip at $5xI_H$, S	Maximum Current I_{MAX} , A	Rated Voltage V_{MAX} , Vdc	Typical Power Pd, W	Resistance Tolerance	
							R_{MIN} Ω	R_{1MAX} Ω
RS60RB-005	0.05	0.10	5.0	40	60	0.26	7.30	20.0
RS60RB-010	0.10	0.20	4.0	40	60	0.38	2.50	7.50
RS60RB-017	0.17	0.34	3.0	40	60	0.48	2.00	7.00
RS60RB-020	0.20	0.40	2.2	40	60	0.41	1.83	4.40
RS60RB-025	0.25	0.50	2.5	40	60	0.45	1.25	3.00
RS60RB-030	0.30	0.60	3.0	40	60	0.49	0.88	2.10
RS60RB-040	0.40	0.80	3.8	40	60	0.56	0.55	1.29
RS60RB-050	0.50	1.00	4.0	40	60	0.77	0.50	1.17
RS60RB-065	0.65	1.30	5.3	40	60	0.88	0.31	0.72
RS60RB-075	0.75	1.50	6.3	40	60	0.92	0.25	0.60
RS60RB-090	0.90	1.80	7.2	40	60	0.99	0.20	0.47
RS60RB-110	1.10	2.20	8.2	40	60	1.50	0.15	0.38
RS60RB-135	1.35	2.70	9.6	40	60	1.70	0.12	0.30
RS60RB-160	1.60	3.20	11.4	40	60	1.90	0.09	0.22
RS60RB-185	1.85	3.70	12.6	40	60	2.10	0.08	0.19
RS60RB-250	2.50	5.00	15.6	40	60	2.50	0.05	0.13
RS60RB-300	3.00	6.00	19.8	40	60	2.80	0.04	0.10
RS60RB-375	3.75	7.50	24.0	40	60	3.20	0.03	0.08

I_H = Hold Current – Maximum current at which the device will not trip at 23°C still air.

I_T = Trip Current – Minimum current at which the device will always trip at 23°C still air.

V_{MAX} = Maximum voltage device can withstand without damage at it's rated current.

I_{MAX} = Maximum fault current device can withstand without damage at rated voltage (V max).

Pd = Typical power dissipated from device when in the tripped state in 23°C still air environment.

R_{MIN} = Minimum device resistance at 23°C.

R_{1MAX} = Maximum device resistance at 23°C, 1 hour after tripping.

Note: All specifications subject to change without notice.

Rev A 04/2011 - Page: 1/4
Code:F01-01W

Type RS60RB

Resettable Fuse (PTC's)

Radial Leaded

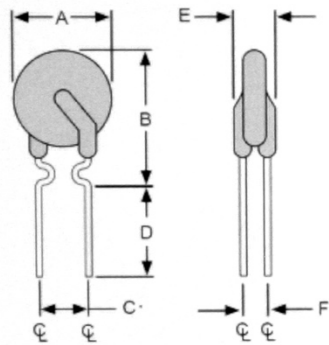


www.optifuse.com (619) 593-5050

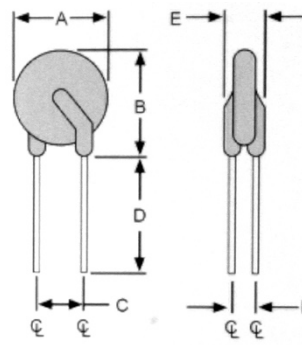
Physical Specifications:

Lead Material: RS60RB-005 ~ RS60RB-090: Tin plated copper, 24 AWG.
 RS60RB-110 ~ RS60RB-375: Tin plated copper, 20 AWG.
Soldering Characteristics: MIL-STD-202, Method 208E.
Insulating Coating: Flame retardant epoxy, meet UL-94V-0 requirement.

RS60RB Product Dimensions (millimeters)



RS60RB-005 ~ RS60RB-090
 Lead Size: 24AWG,
 0.51 mm Diameter



RS60RB-110 ~ RS60RB-375
 Lead Size: 20AWG,
 0.81 mm Diameter

Part Number	A	B	C	D	E	F
	Maximum	Maximum	Typical	Minimum	Maximum	Typical
RS60RB-005	7.4	12.7	5.1	7.6	3.1	1.1
RS60RB-010	7.4	12.7	5.1	7.6	3.1	1.1
RS60RB-017	7.4	12.7	5.1	7.6	3.1	1.1
RS60RB-020	7.4	12.7	5.1	7.6	3.1	1.1
RS60RB-025	7.4	12.7	5.1	7.6	3.1	1.1
RS60RB-030	7.4	13.0	5.1	7.6	3.1	1.1
RS60RB-040	7.6	13.5	5.1	7.6	3.1	1.1
RS60RB-050	7.9	13.7	5.1	7.6	3.1	1.1
RS60RB-065	9.7	14.5	5.1	7.6	3.1	1.1
RS60RB-075	10.4	15.2	5.1	7.6	3.1	1.1
RS60RB-090	11.7	15.8	5.1	7.6	3.1	1.1
RS60RB-110	13.0	18.0	5.1	7.6	3.1	1.4
RS60RB-135	14.5	19.6	5.1	7.6	3.1	1.4
RS60RB-160	16.3	21.3	5.1	7.6	3.1	1.4
RS60RB-185	17.8	22.9	5.1	7.6	3.1	1.4
RS60RB-250	21.3	26.4	10.2	7.6	3.1	1.4
RS60RB-300	24.9	30.0	10.2	7.6	3.1	1.4
RS60RB-375	28.5	33.5	10.2	7.6	3.1	1.4

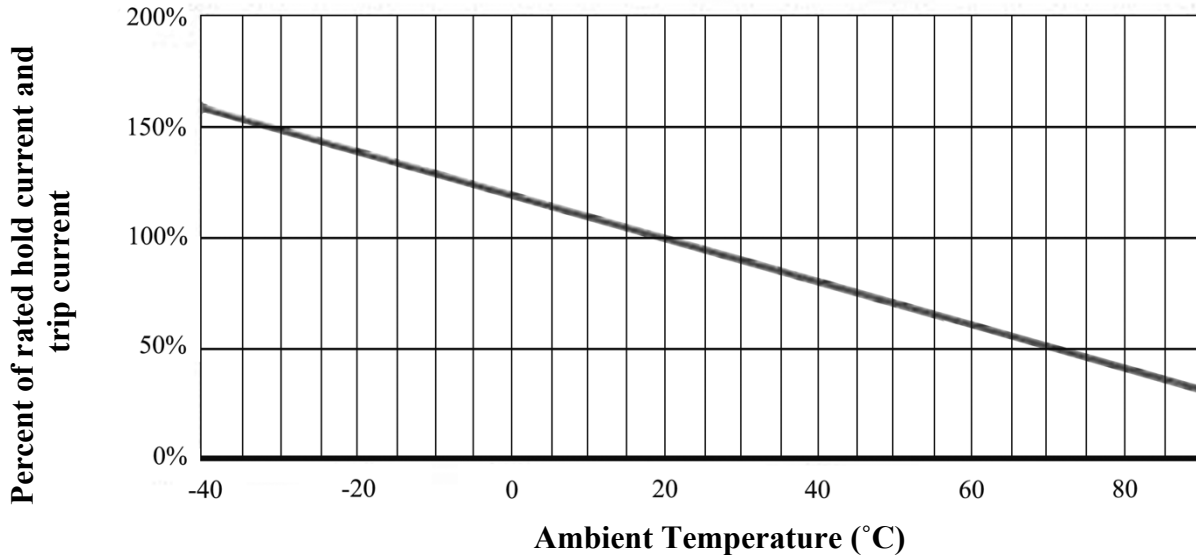
Note: All specifications subject to change without notice.

**Type RS60RB
Resettable Fuse (PTC's)
Radial Leaded**

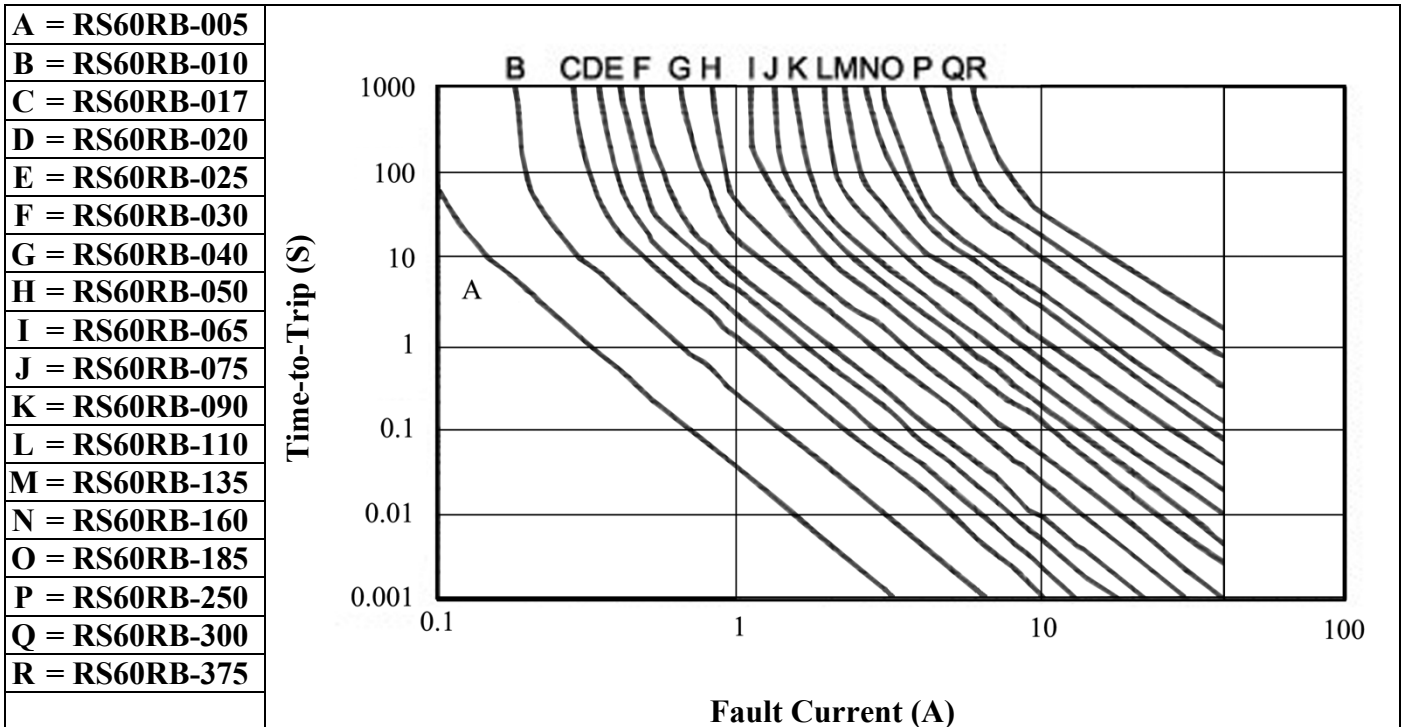


www.optifuse.com (619) 593-5050

Thermal Derating Curve – Type RS60RB



Typical Time-To-Trip at 23°C



Note: All specifications subject to change without notice.

Type RS60RB Resettable Fuse (PTC's) Radial Leaded



www.optifuse.com (619) 593-5050

Standard Package

Part Number	Pcs/Bag	Reel/Tape
RS60RB-005	500	3K
RS60RB-010	500	3K
RS60RB-017	500	3K
RS60RB-020	500	3K
RS60RB-025	500	3K
RS60RB-030	500	3K
RS60RB-040	500	3K
RS60RB-050	500	3K
RS60RB-065	300	3K
RS60RB-075	300	3K
RS60RB-090	300	3K
RS60RB-110	300	1.5K
RS60RB-135	200	1.5K
RS60RB-160	200	1.5K
RS60RB-185	200	1.5K
RS60RB-250	100	1K
RS60RB-300	100	1K
RS60RB-375	100	1K

Warning:



-Operation beyond the specified maximum ratings or improper use may result in damage and possible electrical arcing and/or flame.
-PPTC device are intended for occasional overcurrent protection. Application for repeated overcurrent condition and/or prolonged trip are not anticipated.
-Avoid contact of PPTC device with chemical solvent. Prolonged contact will damage the device performance.

Note: All specifications subject to change without notice.

Rev A 04/2011 - Page: 4/4
Code:F01-01W