































Bourns® Multifuse® Product Guide

SURFACE MOUNT POLYMER PTCs







Model Series	Photo	Features	Footprint	Voltage Rating	Hold Current (Amps)	Operating Temperature	Certifications
MF-ASML/X		Low Ohmic	0402 / 1005	6 Vdc	0.10 – 0.75	-40 °C to +85 °C	UL, CSA, TÜV
MF-FSML/X			0603 / 1608	6 Vdc – 8 Vdc	0.35 – 3.00		UL, CSA, TÜV
MF-PSML/X			0805 / 2012	6 Vdc – 12 Vdc	0.75 – 4.50		UL, CSA, TÜV
MF-NSML/X			1206 / 3216	6 Vdc – 12 Vdc	1.50 – 6.00		UL, CSA, TÜV
MF-USML/X			1210 / 3225	6 Vdc – 12 Vdc	1.75 – 7.00		UL, CSA, TÜV
MF-FSHT		High Temperature	0603 / 1608	12 Vdc	0.05 – 0.16	-40 °C to +125 °C	UL, CSA, TÜV
MF-PSHT			0805 / 2012	12 Vdc – 16 Vdc	0.05 – 0.50		UL, CSA, TÜV, AEC-Q200
MF-NSHT			1206 / 3216	12 Vdc – 30 Vdc	0.10 – 0.75		UL, CSA, TÜV, AEC-Q200
MF-USHT			1210 / 3225	12 Vdc – 30 Vdc	0.10 – 1.50		UL, CSA, TÜV, AEC-Q200
MF-MSHT			1812 / 4532	9 Vdc – 42 Vdc	0.20 – 1.75		UL, CSA, TÜV, AEC-Q200
MF-SMHT			2920 – 3425 / 7555 – 8764	16 Vdc	1.36 – 3.00		AEC-Q200
MF-FSMF		Standard	0603 / 1608	6 Vdc – 15 Vdc	0.10 – 0.50	-40 °C to +85 °C	UL, CSA, TÜV
MF-PSMF			0805 / 2012	6 Vdc – 24 Vdc	0.10 – 1.10		UL, CSA, TÜV
MF-NSMF			1206 / 3216	6 Vdc – 60 Vdc	0.05 – 2.00		UL, CSA, TÜV, AEC-Q200
MF-USMF			1210 / 3225	6 Vdc – 30 Vdc	0.05 – 1.75		UL, CSA, TÜV, AEC-Q200
MF-MSMF			1812 / 4532	6 Vdc – 60 Vdc	0.10 – 3.00		UL, CSA, TÜV, AEC-Q200
MF-SMDF			2018 / 5146	10 Vdc – 60 Vdc	0.30 – 2.60		UL, CSA, TÜV
MF-LSMF			2920 / 7555	6 Vdc – 60 Vdc	0.30 – 6.0		UL, CSA, TÜV, AEC-Q200
MF-GSMF			3425 / 8764	36 Vdc	3.00		UL, CSA, TÜV
MF-SM			2920 – 3425 / 7555 – 8764	6 Vdc – 60 Vdc	0.30 – 3.00		UL, CSA, TÜV
MF-SM/250		Telecom	3425 / 8764	60 Vdc / 250 Vac	0.08 – 0.13	-40 °C to +85 °C	UL, CSA, TÜV
MF-SM/250V			Refer to Data Sheet	60 Vdc / 250 Vac	0.13		UL, CSA, TÜV
MF-SD/250			Refer to Data Sheet	60 Vdc / 250 Vac	0.13		UL, CSA

Bourns® Multifuse® Product Guide



RADIAL LEADED POLYMER PTCs

Model Series	Photo	Features	Voltage Rating	Hold Current (Amps)	Operating Temperature	Certifications	
MF-R		Wide selection	16 Vdc – 60 Vdc	0.05 – 11.00	-40 °C to +85 °C	UL, CSA, TÜV	
MF-RG		Compact size	16 Vdc	3.00 – 11.00		UL, CSA, AEC-Q200	
MF-RX/72		High voltage	72 Vdc	0.20 – 3.75		UL, CSA, TÜV	
MF-RX/250		Telecom	60 Vdc / 250 Vac	0.12 – 0.18		UL, CSA, TÜV	
MF-RM		Line voltage	240 Vdc / 265 Vac	0.05 – 0.55		-20 °C to +85 °C	UL, CSA, TÜV
MF-RHT		High Temperature	16 Vdc – 32 Vdc	0.50 – 13.00		-40 °C to +125 °C	UL, CSA, TÜV, AEC-Q200
MF-RHS		High Temperature	16 Vdc	3.5 - 13.0		-40 °C to +125 °C	UL, CSA

STRAP POLYMER PTCs

Model Series	Photo	Features	Voltage Rating	Hold Current (Amps)	Operating Temperature	Certifications
MF-LR		High current	10 Vdc – 20 Vdc	1.9 – 9.0	-40 °C to +85 °C	UL, CSA, TÜV
MF-LS		Enhanced voltage	15 Vdc – 24 Vdc	1.8 – 3.4		UL, CSA, TÜV
MF-S		Enhanced voltage	15 Vdc – 30 Vdc	1.2 – 4.2		UL, CSA, TÜV
MF-SVS		Low resistance	10 Vdc	1.7 – 2.7		UL, CSA, TÜV
MF-VS		Low resistance	16 Vdc	1.7 – 2.1		UL, CSA, TÜV
MF-VS Narrow Body		Low resistance, slim body	12 Vdc	1.7 – 2.1		UL, CSA, TÜV

CUSTOMIZED POLYMER PTCs

Model Series	Photo	Features	Mounting Configuration	Voltage Rating	Hold Current (Amps)	Certifications
MF-D		Chip or disk form	Clamp	10 – 20 Vdc	2.5 – 12.2	Upon request
MF-DC		DC motor	Clamp or welding	16 Vdc	50	Upon request

www.bourns.com

"Bourns" and "Multifuse" are registered trademarks of Bourns, Inc. in the United States and other countries.
Copyright© 2023, Bourns, Inc. • Litho in USA • MIMEO • 10/23 • e/MF225

BOURNS®