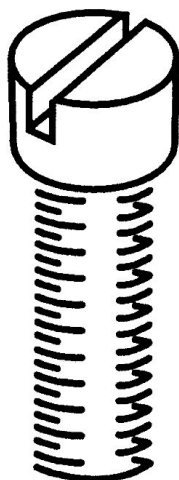


# M3



PCB terminal, Screw connection, No. of poles: 6, Width: 30.6 mm, Colour: Green

### Business data

|  |                          |
|--|--------------------------|
| Article number                             | <u>12276.1</u>           |
| Article name                               | PK 350/6/5,00-V o. D. GN |
| GTIN (EAN)                                 | 4044211029418            |
| Packaging unit                             | 50                       |
| Quantity unit                              | PC                       |
| Packaging type                             | Carton                   |
| Type of banding                            | Without                  |
| Weight per piece (not including packaging) | 7.5 g                    |
| Weight per piece (including packaging)     | 8 g                      |
| Unit of weight                             | G                        |
| Customs number                             | 85369010                 |
| Country of origin                          | QU                       |
| Colour                                     | Green                    |

---

### Technical data

---

#### Dimensions

|                            |         |
|----------------------------|---------|
| Length                     | 9 mm    |
| Length of the pin          | 3.5 mm  |
| Width                      | 30.6 mm |
| Width left                 | 3.1 mm  |
| Width right                | 2.5 mm  |
| Height                     | 13.5 mm |
| Drill hole diameter        | 1.3 mm  |
| Diameter of connecting pin | 1 mm    |
| Pitch                      | 5 mm    |

#### Ratings

|                       |                     |
|-----------------------|---------------------|
| Rated voltage         | 250 V               |
| Rated current         | 17.5 A              |
| Rated cross-section   | 1.5 mm <sup>2</sup> |
| Rated impulse voltage | 2 kV                |
| Overvoltage category  | III                 |
| Contamination degree  | 3                   |

### Technical data

#### Connection data

|   |                      |
|---|----------------------|
| Connection principle                                    | Screw connection     |
| Connection type of PCB                                  | Solder connection    |
| Type of attachment to circuit board                     | Connecting contact   |
| Angle of PCB/wire connection                            | 0°/180° (horizontal) |
| No. of poles  | 6                    |
| Number of levels  | 1                    |
| Wire cross-section single-core (rigid) / stranded, min. | 0.14 mm <sup>2</sup> |
| Wire cross-section single core (rigid)/stranded, max.   | 2.5 mm <sup>2</sup>  |
| Wire cross-section stranded, min.                       | 0.14 mm <sup>2</sup> |
| Wire cross-section stranded, max.                       | 1.5 mm <sup>2</sup>  |
| Wire cross-section stranded with wire-end ferrules,min. | 0.25 mm <sup>2</sup> |
| Wire cross-section stranded with wire-end ferrules,max. | 1.5 mm <sup>2</sup>  |
| Wire cross-section AWG, min.                            | 22                   |
| Wire cross-section AWG, max.                            | 12                   |
| Stripping length  | 6 mm                 |
| Screw threading   | M 3                  |
| Torque  | 0.5 Nm               |

#### Materials

|                           |               |
|---------------------------|---------------|
| Insulation housing        | Polyamide 6.6 |
| Flammability class UL 94  | V-0           |
| Working temperature, min. | -30 °C        |
| Working temperature, max. | 105 °C        |
| Clamping element          | Brass         |
| Screws                    | Steel         |
| Soldering lug             | Brass         |

### Technical data

#### Further technical data

|  |                             |
|--|-----------------------------|
| Storage temperature, min.                      | -40 °C                      |
| Storage temperature, max.                      | 105 °C                      |
| Insulation resistance                          | 1*10 <sup>13</sup> Ohm x cm |
| Creepage-current resistance                    | CTI 600                     |
| Glow wire flammability index GWFI              | GWFI 850                    |
| GWFI after-glow time                           | 30 Sek.                     |
| Glow wire ignition temperature GWIT            | GWIT 775 °C                 |
| GWIT exposure time                             | 5 Sek.                      |
| Connection cycles, in compliance with standard | 5                           |
| Recommended wave soldering temperature         | 265 °C                      |
| Recommended wave soldering duration, min.      | 3 Sek.                      |
| Recommended wave soldering duration, max.      | 4 Sek.                      |

#### Environmental Product Compliance

|                                |            |
|--------------------------------|------------|
| REACH Conform                  | No         |
| REACH Reference date           | 2023-06-14 |
| REACH Candidate Substance Note | No         |
| REACH CAS 1 Substance          | LEAD       |
| REACH CAS 1 Percent minimal    | 0.1 %      |
| REACH CAS 1 Percent maximum    | 4 %        |
| REACH CAS 1 Number             | 7439-92-1  |
| RoHS Conform                   | yes        |
| RoHS Exception rule            | 6c         |

### Approvals

#### cUL Recognized

|  |              |
|--|--------------|
| cUL approval   | C22.2 No 158 |
| cUL Usegroup B: rated voltage                        | 300 V        |
| cUL Usegroup B: rated current                        | 15 A         |
| cUL Usegroup C: rated voltage                        | 150 V        |
| cUL Usegroup C: rated current                        | 15 A         |
| cUL Usegroup D: rated voltage                        | 300 V        |
| cUL Usegroup D: rated current                        | 10 A         |
| cUL wire cross-section single-core (rigid) AWG, min. | 22           |
| cUL wire cross-section single-core (rigid) AWG, max. | 12           |
| cUL wire cross-section stranded AWG, min.            | 22           |
| cUL wire cross-section stranded AWG, max.            | 12           |
| cUL torque   | 0.5 Nm       |
| cUL wire material                                    | Cu           |
| cUL Recognized                                       | 1            |

#### UL Recognized

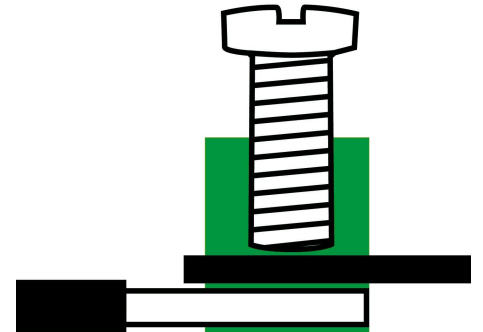
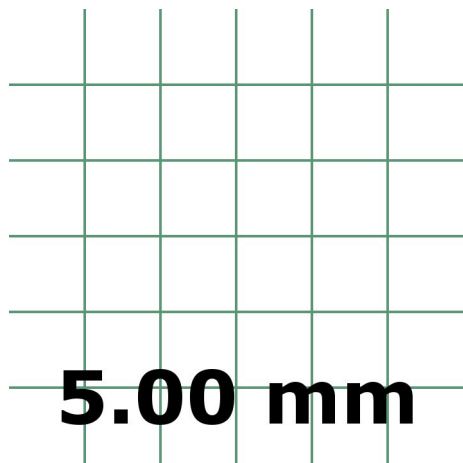
|   |            |
|---|------------|
| UL approval   | UL 1059    |
| UL Usegroup B: rated voltage                        | 300 V      |
| UL Usegroup B: rated current                        | 15 A       |
| UL Usegroup C: rated voltage                        | 150 V      |
| UL Usegroup C: rated current                        | 15 A       |
| UL Usegroup D: rated voltage                        | 300 V      |
| UL Usegroup D: rated current                        | 10 A       |
| UL wire cross-section single-core (rigid) AWG, min. | 22         |
| UL wire cross-section single-core (rigid) AWG, max. | 12         |
| UL wire cross-section stranded AWG, min.            | 22         |
| UL wire cross-section stranded AWG, max.            | 12         |
| UL torque   | 4.43 Lb In |
| UL wire material                                    | Cu         |
| UL factory wiring                                   | 1          |
| UL field wiring                                     | 1          |
| UL Recognized                                       | 1          |

### Approvals

#### VDE approval

|   |                     |
|---|---------------------|
| VDE approval  | DIN EN 60998        |
| VDE rated voltage                                   | 250 V               |
| VDE rated current                                   | 17.5 A              |
| VDE rated current wire cross-section rigid, max.    | 17.5 A              |
| VDE rated current wire cross-section stranded, max. | 17.5 A              |
| VDE rated impulse voltage                           | 2 kV                |
| VDE wire cross-section rigid, min.                  | 0.5 mm <sup>2</sup> |
| VDE wire cross-section rigid, max.                  | 2.5 mm <sup>2</sup> |
| VDE wire cross-section stranded, min.               | 0.5 mm <sup>2</sup> |
| VDE wire cross-section stranded, max.               | 1.5 mm <sup>2</sup> |
| VDE screw threading                                 | M 3                 |
| VDE torque  | 0.5 Nm              |
| VDE overvoltage category                            | III                 |
| VDE contamination degree                            | 3                   |

### Media



---

### Accessories

---