


MODEL: CD-1206-SMT | **DESCRIPTION:** MAGNETIC BUZZER TRANSDUCER

FEATURES

- surface mount
- washable
- externally driven



SPECIFICATIONS

parameter	conditions/description	min	typ	max	units
rated voltage			5		Vo-p
operating voltage		4		8	Vo-p
current consumption	at rated voltage, 2,400 Hz square wave, ½ duty			40	mA
rated frequency			2,400		Hz
sound pressure level	at 10 cm (A-weight), rated voltage, 2,400 Hz square wave, ½ duty	85	94		dBA
coil resistance		40	47	54	Ω
dimensions	∅12 x 9				mm
weight			1.6		g
material	PPS [black]				
terminal	SMT type [Au plating]				
operating temperature		-40		70	°C
storage temperature		-40		85	°C
RoHS	yes				

Notes: 1. All specifications measured at 5-35°C, humidity at 45-85%, under 86-106 kPa pressure, unless otherwise noted.

SOLDERABILITY

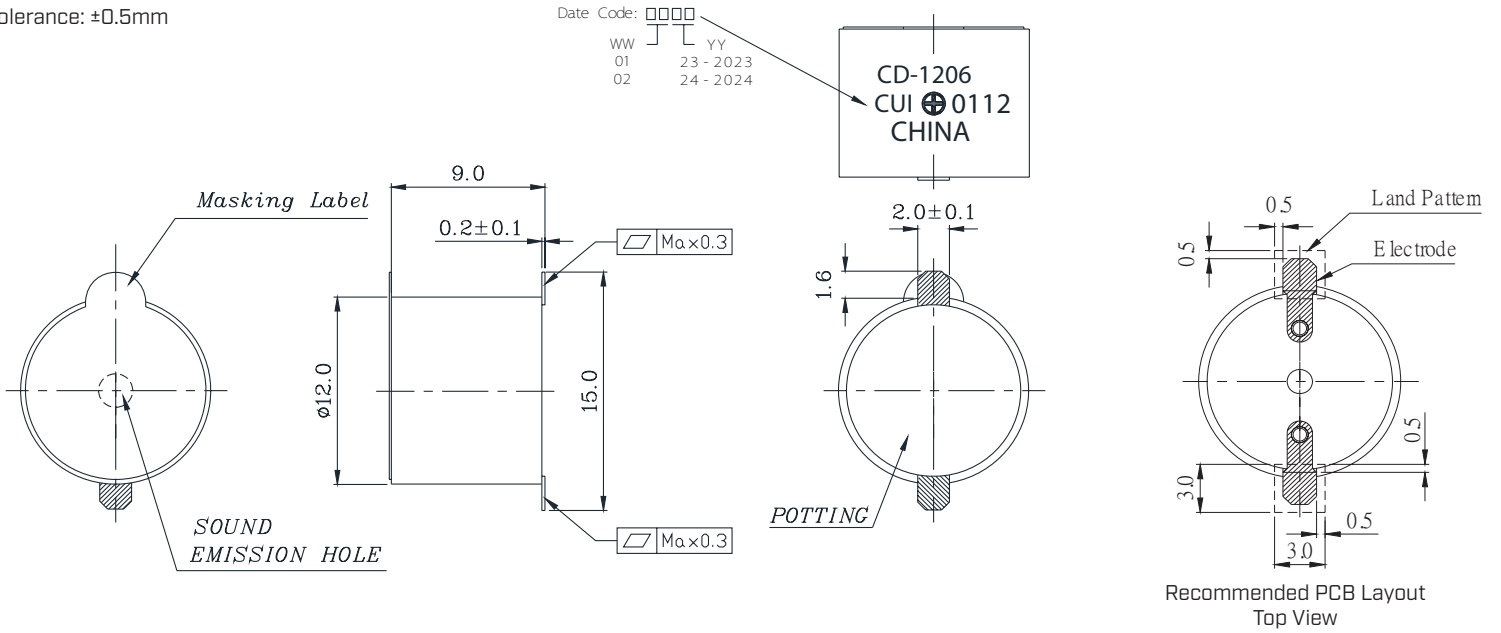
parameter	conditions/description	min	typ	max	units
reel storage	at relative humidity <60%			30	°C
reflow soldering ²	see recommended reflow soldering profile			260	°C
drying conditions ³	bake at 40°C for 24 hours				

Notes: 2. It is recommended to reflow solder within 48 hours from opening vacuum packaging at a temperature <30°C & relative humidity <60%.
3. When out of packaging for more than 48 hours.

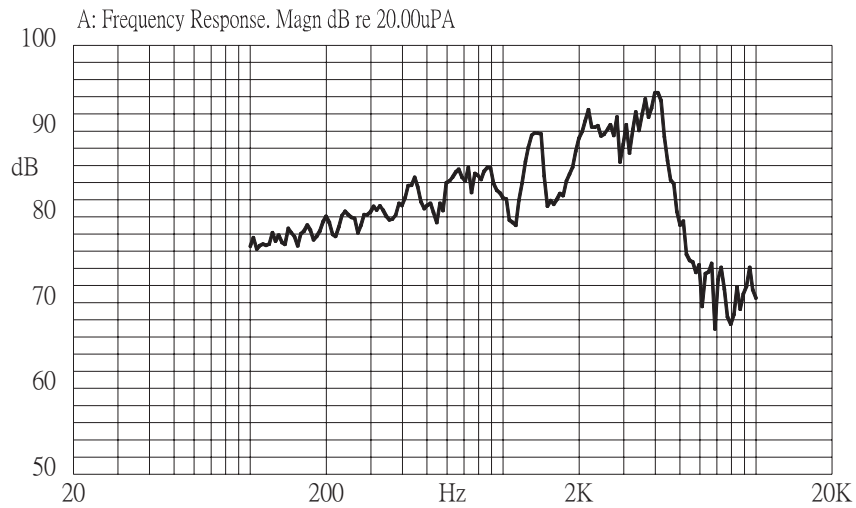


MECHANICAL DRAWING

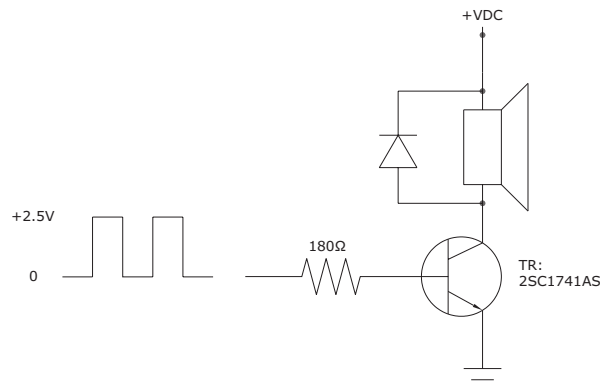
units: mm
tolerance: ±0.5mm



FREQUENCY RESPONSE CURVE



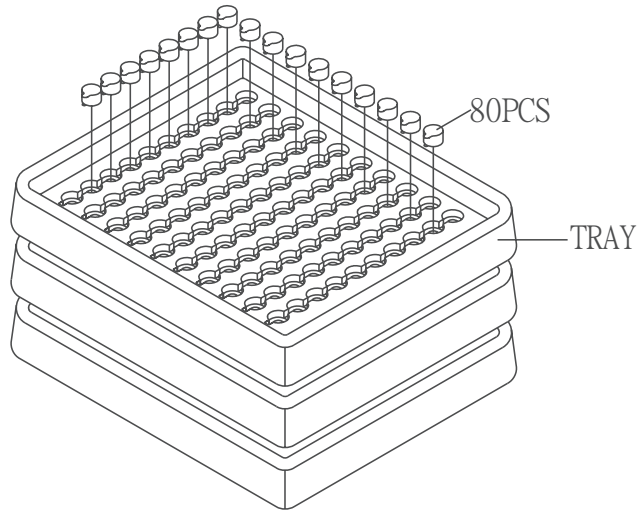
MEASUREMENT METHOD




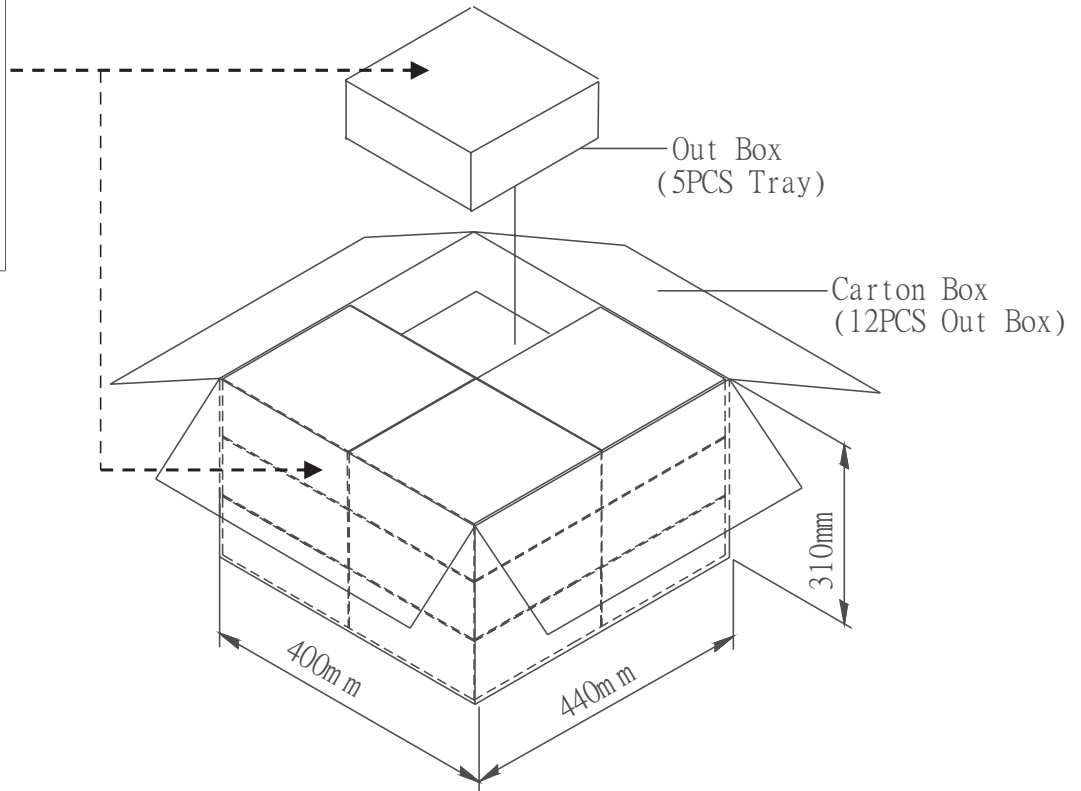
PACKAGING

units: mm

Tray Size: 184 x 184 x 24 mm
 Inner Box Size: 200 x 190 x 100 mm
 Carton Size: 440 x 400 x 310 mm
 Tray QTY: 80 pcs per tray
 Inner Box QTY: 400 pcs per inner box
 Carton QTY: 4,800 pcs per carton



Lot No.	XXXXXXXXXX
Model No.	XXXXXXXXXX
Quantity.	XXXX Pcs
Date:	
	DD MM YY
	MADE IN CHINA
	



* The label sticked on inner boxes and the outer of carton.

REVISION HISTORY

rev.	description	date
1.0	initial release	08/21/2006
1.01	applied new template	11/03/2008
1.02	applied new spec template	05/02/2013
1.03	added storage and drying conditions, and packaging details	02/01/2018
1.04	brand update	01/07/2020
1.05	logo, datasheet style update	08/05/2022
1.06	added coplanarity details to drawing	12/13/2023

The revision history provided is for informational purposes only and is believed to be accurate.



CUI Devices offers a one (1) year limited warranty. Complete warranty information is listed on our website.

CUI Devices reserves the right to make changes to the product at any time without notice. Information provided by CUI Devices is believed to be accurate and reliable. However, no responsibility is assumed by CUI Devices for its use, nor for any infringements of patents or other rights of third parties which may result from its use.

CUI Devices products are not authorized or warranted for use as critical components in equipment that requires an extremely high level of reliability. A critical component is any component of a life support device or system whose failure to perform can be reasonably expected to cause the failure of the life support device or system, or to affect its safety or effectiveness.

cuidevices.com