


# SHROUDED IDC EJECTOR HEADERS

(2.54 mm) .100" PITCH • EJH SERIES



## EJH

### Mates:

IDSD (EJH-01 Required),  
HCSD (EJH-02 Required)

## SPECIFICATIONS

### Insulator Material:

-01=Black LCP

-02=Natural LCP

### Terminal Material:

Phosphor Bronze

### Plating:

Sn or Au over 50 μ" (1.27 μm) Ni

### Operating Temp Range:

-55 °C to +125 °C

## PROCESSING

### Lead-Free Solderable:

Yes

### SMT Lead Coplanarity:

(0.10 mm) .004" max

## ALSO AVAILABLE

MOQ Required

Other sizes

Other platings

EJH	1	NO. PINS PER ROW	LEAD STYLE	PLATING OPTION	D	TAIL OPTION	OTHER OPTION
-----	---	------------------	------------	----------------	---	-------------	--------------

05, 07,  
08, 10,  
13, 15,  
17, 20, 25  
(Standard sizes)

-01  
= Standard  
(Mates to IDSD)

-02  
= Extended  
(Mates to HCSD)

-F  
= Gold flash  
on post,  
Matte Tin  
on tail

-L  
= 10 μ"  
(0.25 μm)  
Gold on post,  
Matte Tin  
on tail

-SM  
= Surface  
Mount

-TH  
= Through-hole

-RA  
= Right-angle

-“XX”  
= Polarized  
Position

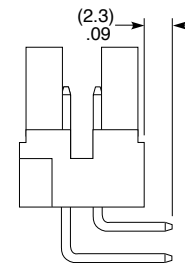
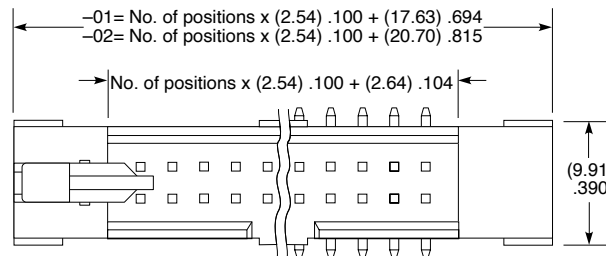
-LC  
= Locking Clip  
(-SM only)  
(Manual  
placement  
required)

-K  
= .475"  
(12.00 mm)  
DIA  
Polyimide  
Film Pick &  
Place Pad  
(-SM only)

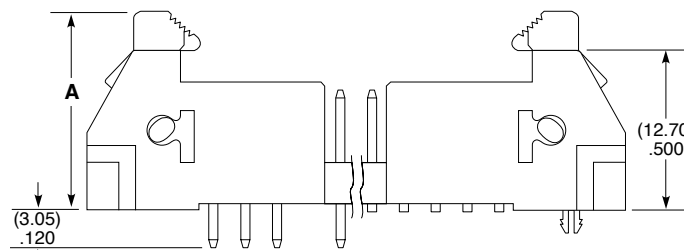
-P  
= Pick &  
Place Pad  
(-SM only)

-TR  
= Tape &  
Reel  
(-SM only)  
(25 position  
not available)

-FR  
= Full Reel  
Tape & Reel  
(must order  
max. quantity  
per reel;  
contact  
Samtec for  
quantity  
breaks)  
(-SM only)  
(25 position  
not available)



-RA OPTION



-LC OPTION

-TH OPTION

-SM OPTION

(Latch removed for clarity)

LEAD STYLE	A
-01	(16.88) .665
-02	(17.39) .685

### Note:

Some lengths, styles and options are non-standard, non-returnable.