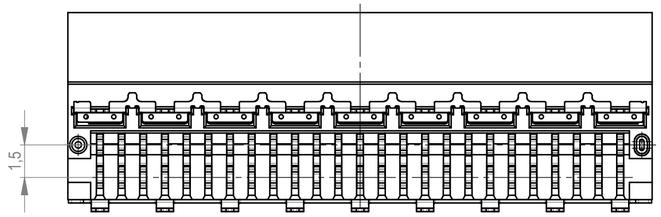

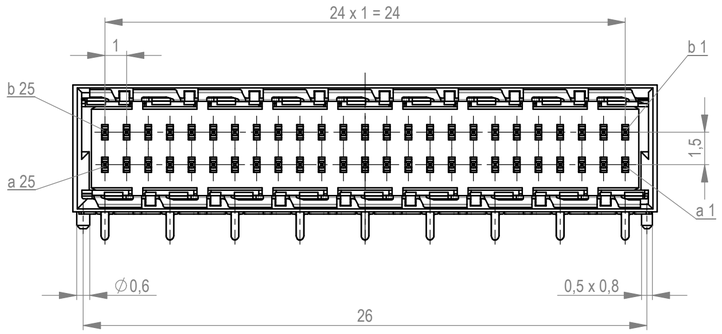

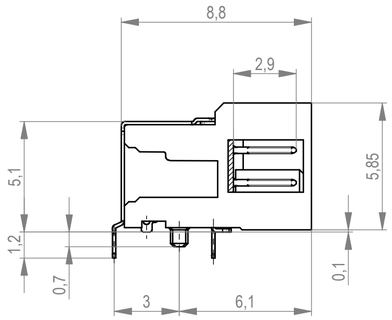

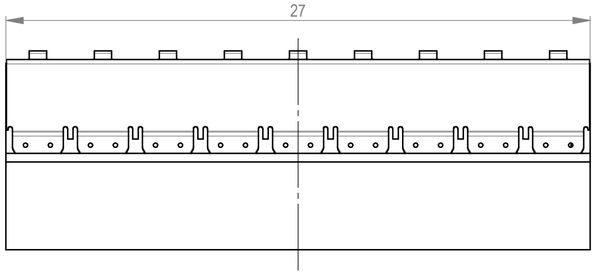

Verpackt im Gurt in Anlehnung an DIN IEC 60286-3
tape on reel packaging according to DIN IEC 60286-3
Verpackungseinheit: 400 Stück
packaging unit: 400 pcs

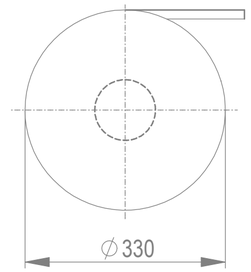

Abspulrichtung - *reel off direction*

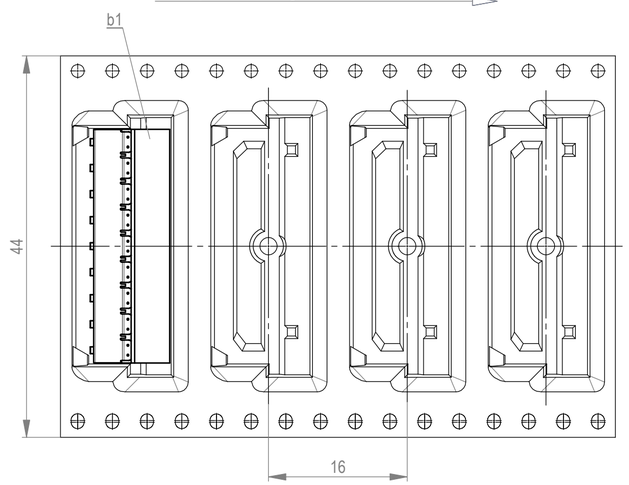

Leiterplatten-Layout Vorschlag / *PCB-layout proposal*

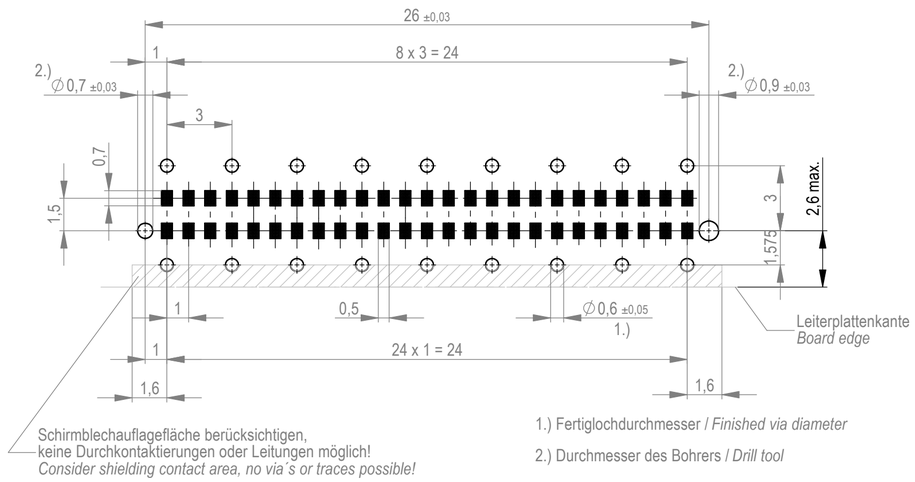

Schirmblechauflagefläche berücksichtigen,
keine Durchkontaktierungen oder Leitungen möglich!
Consider shielding contact area, no via`s or traces possible!

1.) Fertiglochdurchmesser / *Finished via diameter*

2.) Durchmesser des Bohrers / *Drill tool*

Anforderungsstufe 1
performance level 1

Kontaktbereich vergoldet
mating area gold plating

Anschlussbereich verzinnt 4-6 µm
terminal area 4-6 µm tin plating

Koplanarität der Anschlüsse ≤ 0,1 mm
coplanarity area of termination ≤ 0,1 mm

Weitergabe sowie Vervielfältigung dieses Dokuments, Verwertung und Mitteilung seines Inhalts sind verboten, soweit nicht ausdrücklich gestattet. Zuwiderhandlungen verpflichten zu Schadensersatz. Alle Rechte für den Fall der Patent-, Gebrauchsmuster- oder Geschmacksmustereintragung vorbehalten.
The reproduction, distribution and utilization of this document as well as the communication of its contents to others without express authorization is prohibited. Offenders will be held liable for the payment of damages. All rights reserved in the event of the grant of a patent, utility model or design.

Die deutsche Version dieser Zeichnung dient nur zur Erleichterung der Handhabung. Bei Abweichungen von dem englischen Original gilt das englische Original.
The German version of this drawing has been offered for convenience only and may deviate from the english original.
In case of any deviation the English version shall prevail.

Dimension no.	Tolerances ISO 8015	All Dimensions in mm	Scale 5:1 / Material
Customer drawing: This Drawing is a controlled Document.	Subject to modification without prior notice. Drawing will not be updated.		Messerl. 90° SMDTHR 50-pol EMV Male 90° SMDTHR 50 cont. EMV
g1 / Index	18.05.2023 / Date	TE Connectivity	C-374721-E — C — A2 — Class MSPEED