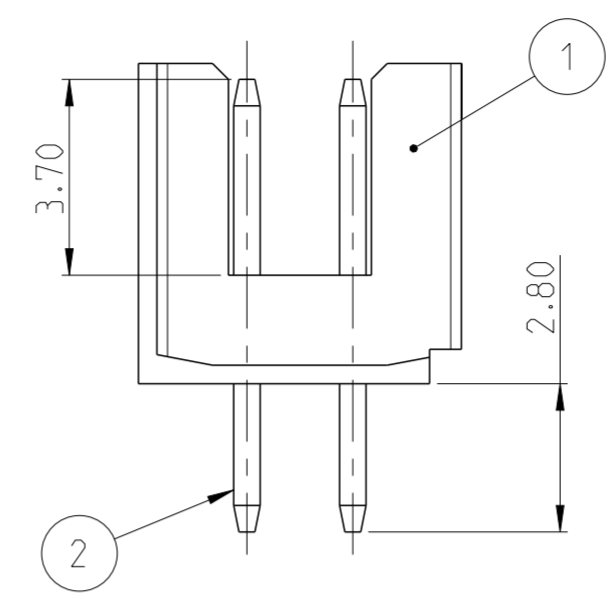
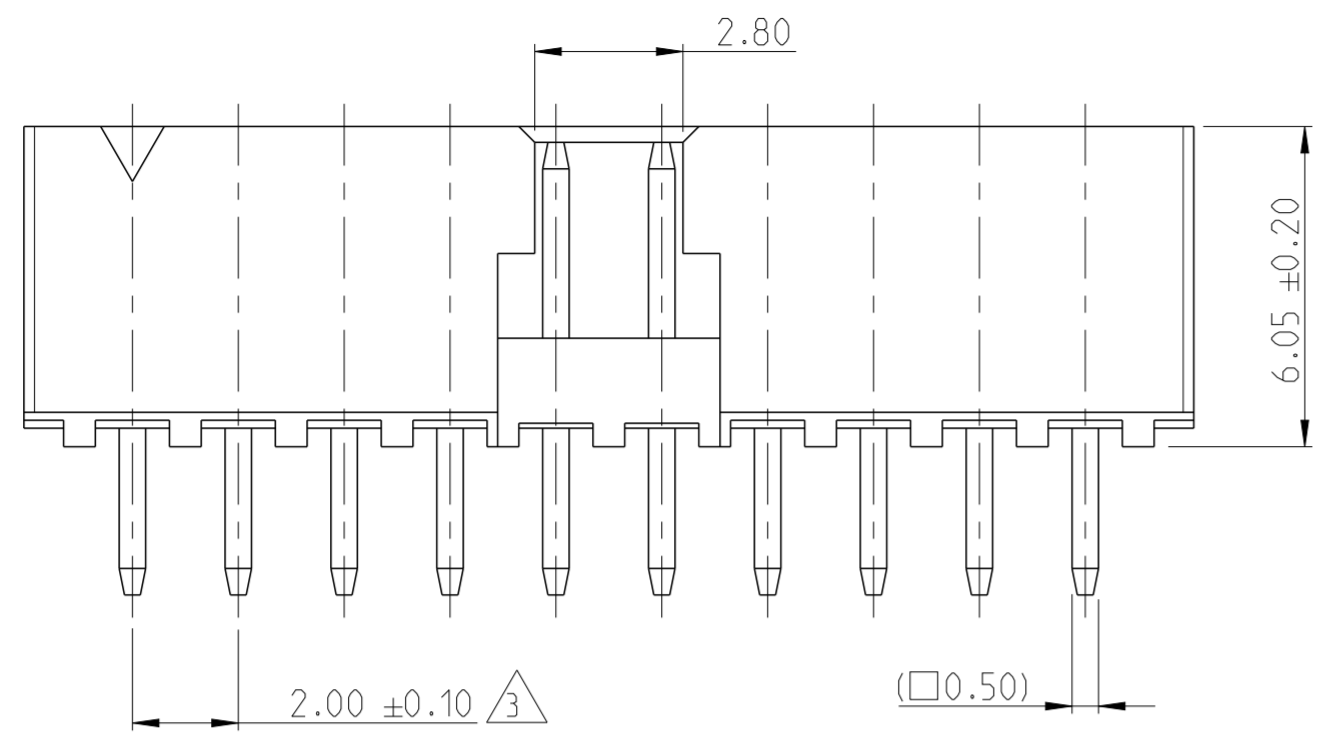
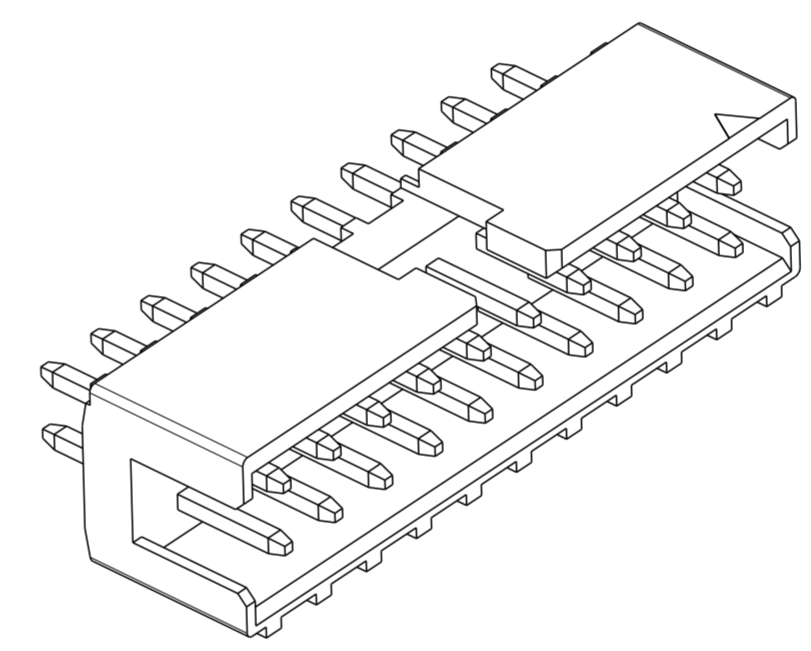
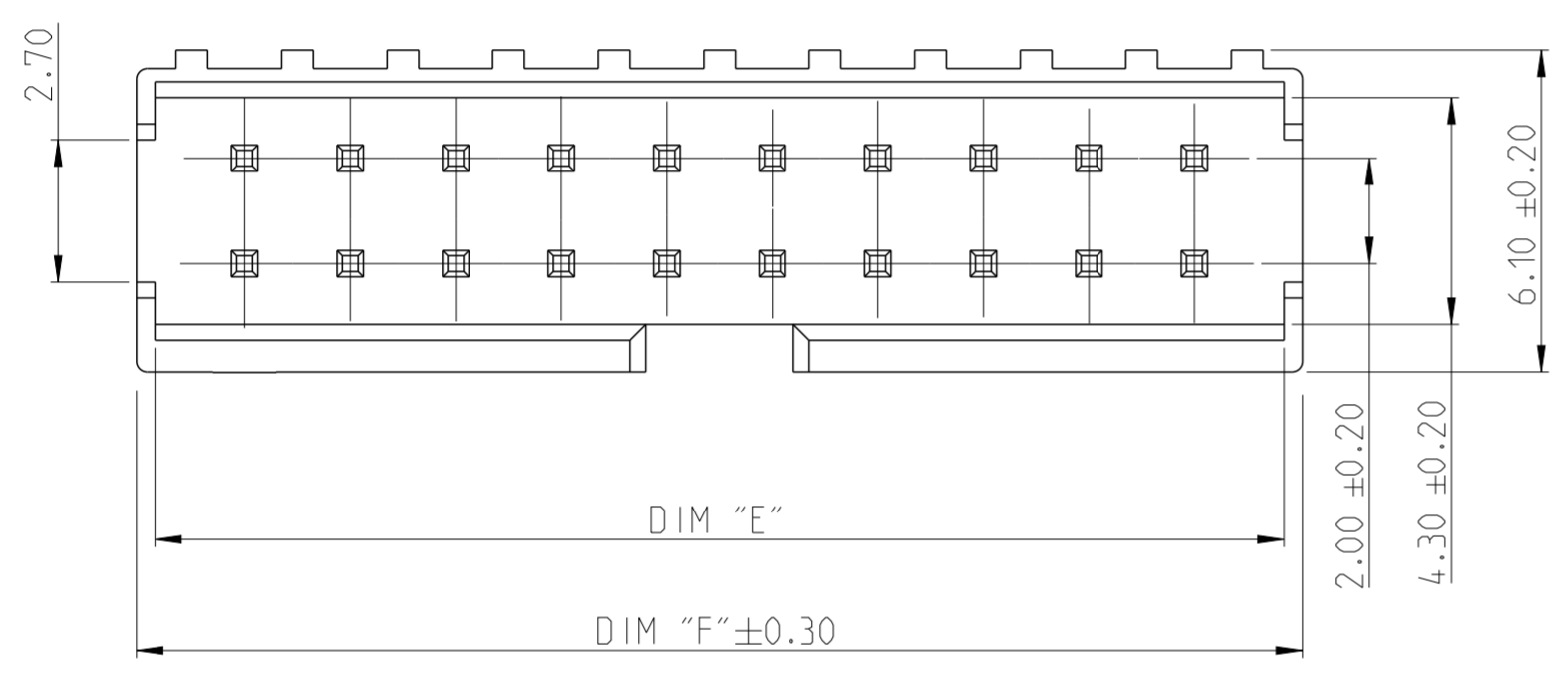


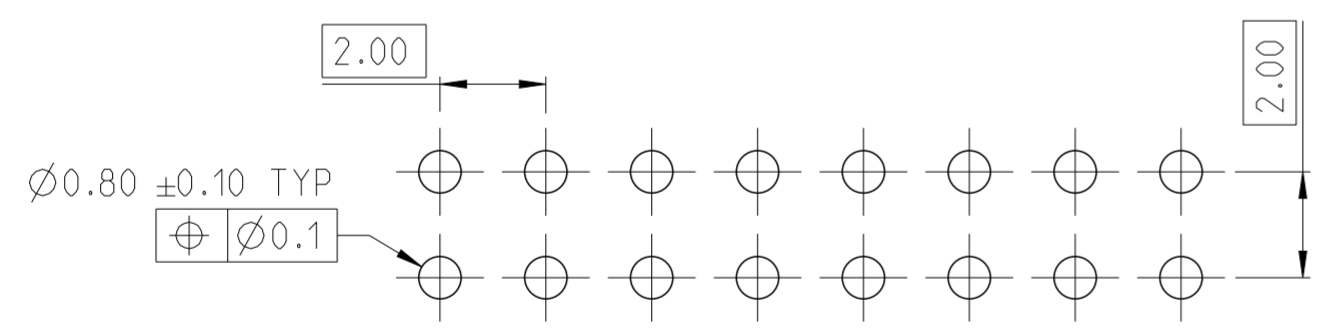
REVISIONS					
P	LTR	DESCRIPTION	DATE	DWN	APVD
A		RELEASE TO PRODUCTION	09DEC2019	AY	PS
A1		REMOVE POSITION 4	04JUN2020	AY	PS



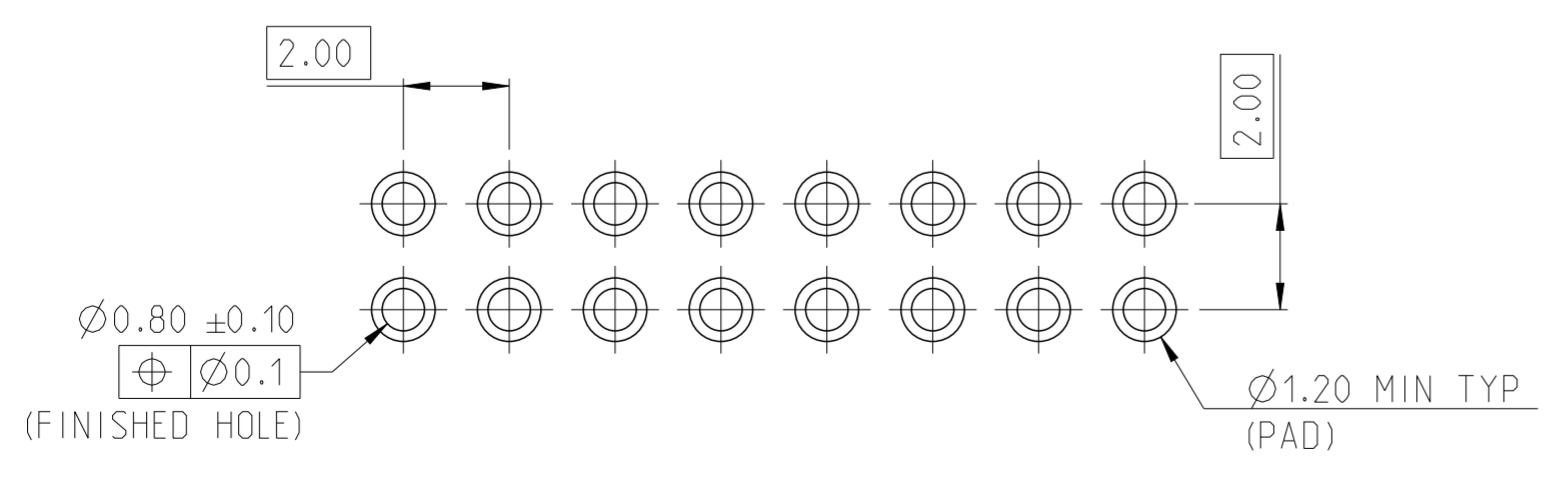
- NOTES:
- MATERIAL
 HOUSING : HIGH TEMPERATURE THERMOPLASTIC, UL94-V0; COLOR- BLACK
 POST : COPPER ALLOY
 FINISH :
 MATING SIDE: MIN. 0.1 μm GOLD OVER NICKEL UNDER PLATING.
 SOLDER SIDE: MIN. 2.0 μm TIN OVER NICKEL UNDER PLATING.
 - PACKAGING: TUBE
- △ TOLERANCE NOT CUMULATIVE.



52.10	51.40	50	5-2842282-0
50.10	49.40	48	4-2842282-8
48.10	47.40	46	4-2842282-6
46.10	45.40	44	4-2842282-4
44.10	43.40	42	4-2842282-2
42.10	41.40	40	4-2842282-0
40.10	39.40	38	3-2842282-8
38.10	37.40	36	3-2842282-6
36.10	35.40	34	3-2842282-4
34.10	33.40	32	3-2842282-2
32.10	31.40	30	3-2842282-0
30.10	29.40	28	2-2842282-8
28.10	27.40	26	2-2842282-6
26.10	25.40	24	2-2842282-4
24.10	23.40	22	2-2842282-2
22.10	21.40	20	2-2842282-0
20.10	19.40	18	1-2842282-8
18.10	17.40	16	1-2842282-6
16.10	15.40	14	1-2842282-4
14.10	13.40	12	1-2842282-2
12.10	11.40	10	1-2842282-0
10.10	9.40	8	2842282-8
8.10	7.40	6	2842282-6
DIM "F"	DIM "E"	POS.	TE PN.



RECOMMENDED PCB HOLE PATTERN FOR THROUGH HOLE WAVE



RECOMMENDED PCB HOLE PATTERN FOR THROUGH HOLE REFLOW /PIN-IN-PASTE

2-2842282-0 AS SHOWN

CONTACT PIN	2
HOUSING	1
DESCRIPTION	ITEM NO.

THIS DRAWING IS A CONTROLLED DOCUMENT.		DWN 11NOV2019 ANKIT YADAV
DIMENSIONS: mm		CHK 25NOV2019 KARTHIK JK
TOLERANCES UNLESS OTHERWISE SPECIFIED:		APVD 27NOV2019 PRASHANTH S.
0 PLC ±	1 PLC ±	PRODUCT SPEC 108-64040
2 PLC ±0.25	3 PLC ±	APPLICATION SPEC 114-32259
4 PLC ±	ANGLES ±2°	WEIGHT -
MATERIAL SEE NOTES	FINISH SEE NOTES	CUSTOMER DRAWING

STE TE Connectivity		NAME AMPMODU 2mm SHROUDED HEADER DUAL ROW, VERTICAL TH. 0.1 Au, TUBE.
SIZE A2	CAGE CODE 00779	DRAWING NO C-2842282
RESTRICTED TO -	SCALE 5:1	SHEET 1 OF 1
REV A1		