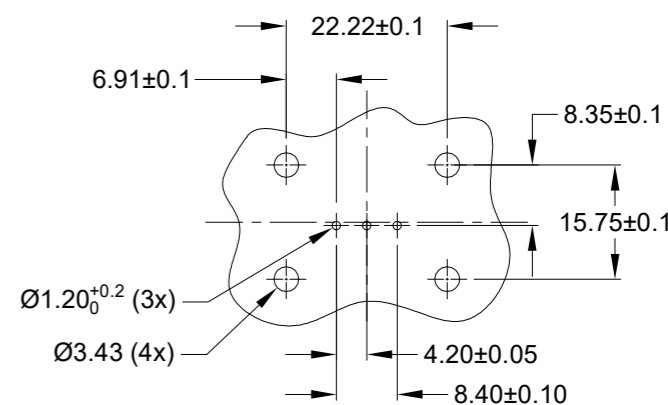
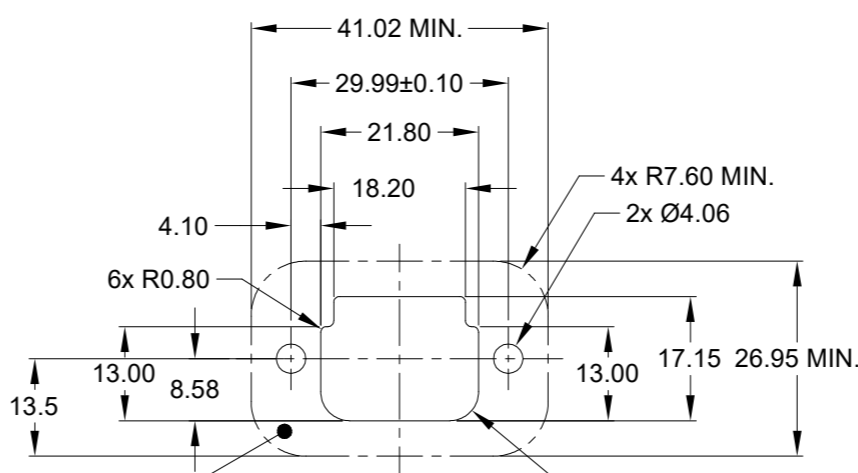
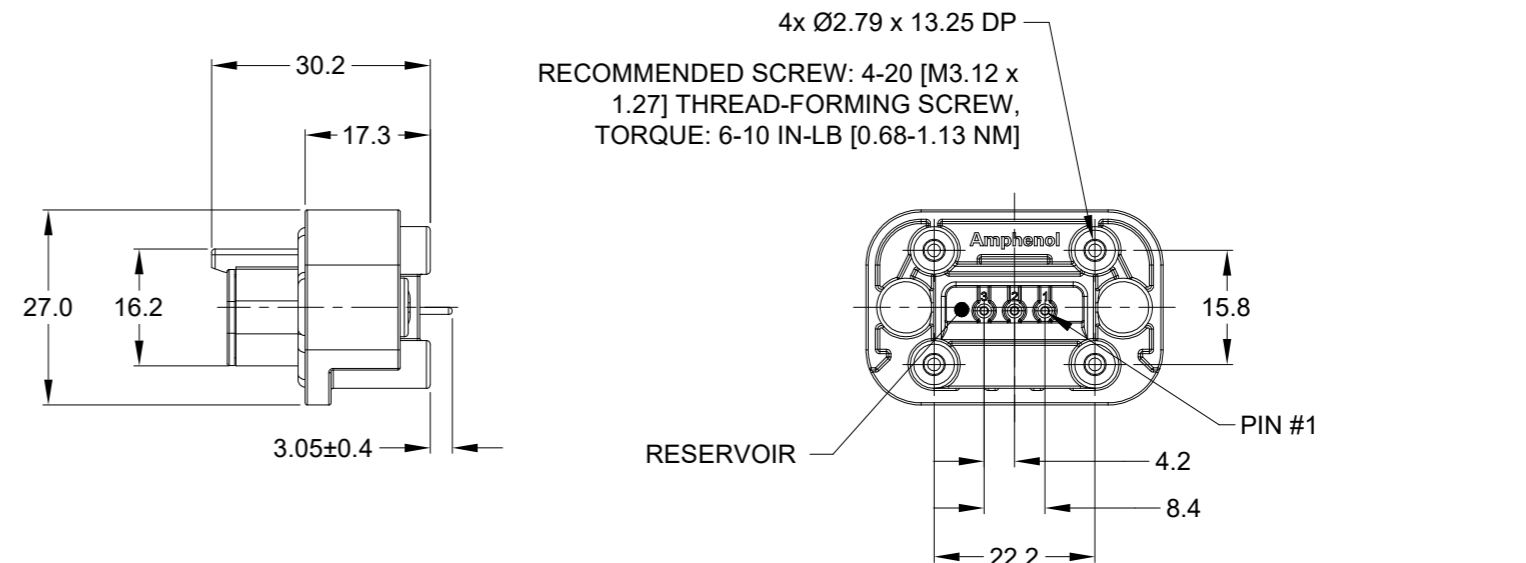
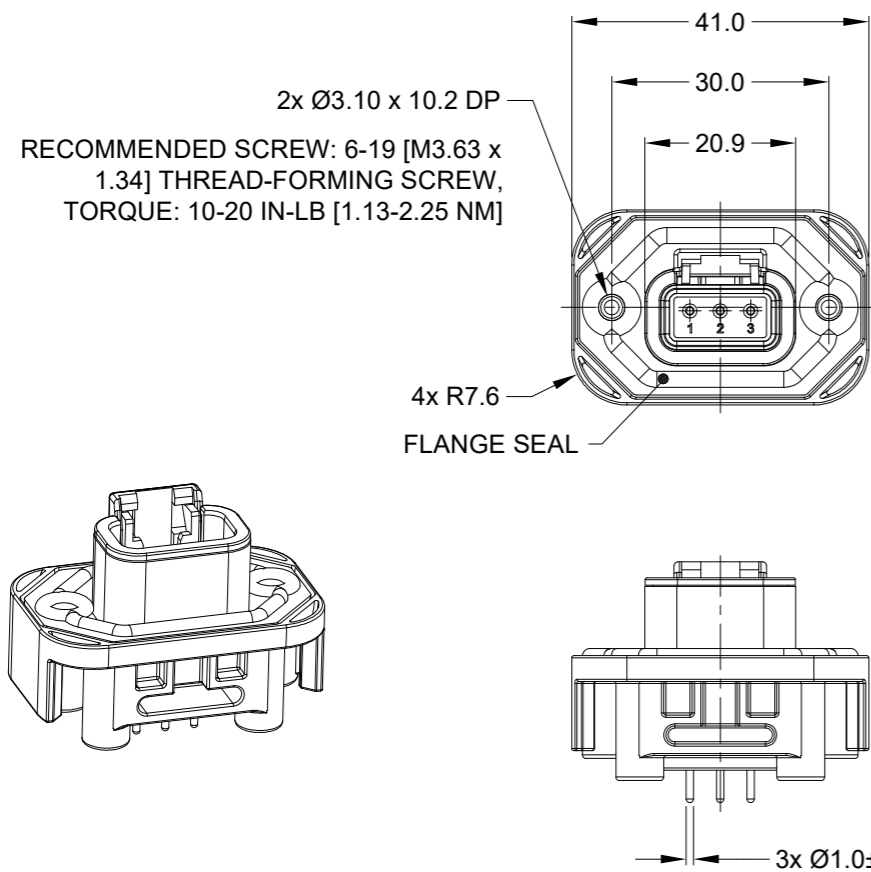


| REVISIONS | | | | | |
|-----------|-----|---------------------------------|---------|--------|-------|
| REV | ECO | DESCRIPTION | DATE | BY | APPR |
| A1 | - | RELEASE NEW DRAWING | 15JUN18 | SULLEN | TOMMY |
| A2 | - | REVISED DRAWING | 10JUL20 | JHEAD | DH |
| A3 | | ADD DIMENSIONING FOR PCB LAYOUT | 15NOV23 | HAILEY | TOMMY |



NOTES: UNLESS OTHERWISE SPECIFIED

- MATERIAL:
HOUSING: THERMOPLASTIC, GREY
SEAL: SILICONE RUBBER
CONTACT: COPPER ALLOY
- MODIFICATIONS: FLANGE; STRAIGHT PCB MOUNT
- SPECIFICATIONS:
 - CURRENT RATING: 7.5 AMPS
 - OPERATING TEMPERATURE: -55°C TO +125°C
 - DIELECTRIC WITHSTANDING VOLTAGE: LESS THAN 2 MILLIAMPS CURRENT LEAKAGE @ 1500 VOLTS AC
 - INSULATION RESISTANCE: 1000 MEGOHMS MIN @ 25°C
 - MOISTURE RESISTANCE: IP67 (MATED CONDITION)
 - MATING CYCLE DURABILITY: 100 CYCLES
 - RoHS COMPLIANT
- MATING PART: ATM06-3S* (* = ALL MODIFICATIONS)
- ALL DIMENSIONS ARE FOR REFERENCE USE ONLY
- POTTED CONNECTORS SPECIFIED FOR UP TO 5 P.S.I. APPLICATIONS.

INTERNAL SEALING SURFACE FINISH TO BE $\sqrt{3.2}$ OR BETTER $\sqrt{0.13}$

RECOMMENDED PANEL CUTOUT

RECOMMENDED PCB LAYOUT VIEW FROM COMPONENTS SIDE OF PCB

| ATM15-3P-BMXX VARIANTS | | |
|------------------------|-----------------------------|---------------|
| CONTACT PLATING | POTTING OR NOT IN RESERVOIR | PART NUMBER |
| GOLD | NO POTTING | ATM15-3P-BM01 |
| GOLD | POTTING | ATM15-3P-BM02 |
| TIN | NO POTTING | ATM15-3P-BM03 |
| TIN | POTTING | ATM15-3P-BM04 |

| | | | | |
|---------------------------------------|-------------|--|--|---------------|
| ATM15-3P-BMXX | | DESCRIPTION | | ITEM |
| QUANTITY | PART NUMBER | DESCRIPTION | | ITEM |
| MATERIALS LIST | | | | |
| UNLESS OTHERWISE SPECIFIED | | SIGNATURES | | DATE |
| 1) All dimensions are in metric (mm). | | DRAWN: HAILEY | | 16NOV23 |
| 2) Tolerances are as follows: | | CHECKED: SULLEN | | 16NOV23 |
| 1 PL DEC ±0.30 | | ENGINEER: | | |
| 2 PL DEC ±0.15 | | APPROVAL: TOMMY.XIE | | 16NOV23 |
| 3 PL DEC ±0.08 | | CUSTOMER: | | |
| 3) Note reference = \triangle | | MATERIAL SPECIFICATIONS: | | |
| PROCESS SPECIFICATIONS: | | THIS DRAWING IS SUPPLIED FOR INFORMATION ONLY. DESIGN FEATURES, SPECIFICATIONS AND PERFORMANCE DATA SHOWN HEREON ARE THE PROPERTY OF THE AMPHENOL CORPORATION. NO RIGHTS OF REPRODUCTION ARE IMPLIED. ALL DIMENSIONS ARE SUBJECT TO NORMAL MANUFACTURING VARIATIONS. | | |
| NEXT ASSY: | | SIZE | | REVISION |
| | | B C- | | ATM15-3P-BMXX |
| | | SCALE: NONE | | A3 |
| | | DWG NO: | | SHEET 1 OF 1 |

TITLE: PCB MOUNT RECEPTACLE, 3PIN, STRAIGHT FLANGE, ATM SERIES
DWG NO: ATM15-3P-BMXX
REV: A3
SH: 1
OF: 1