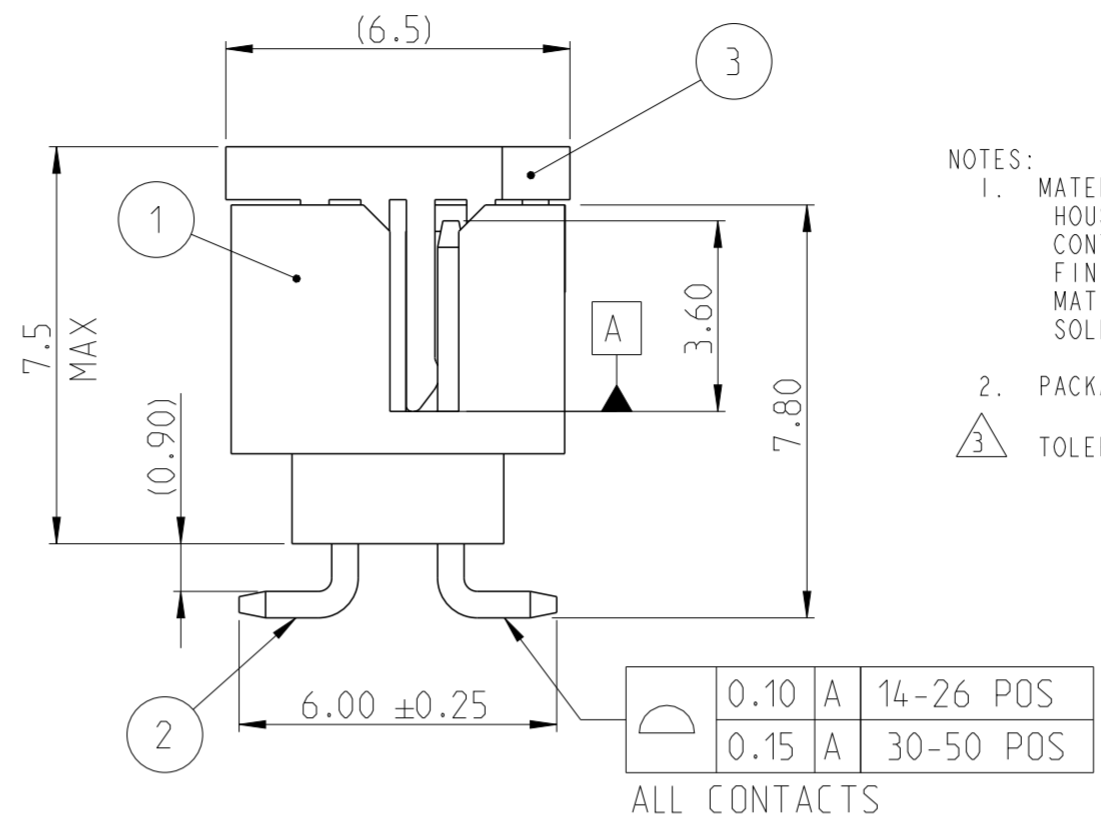
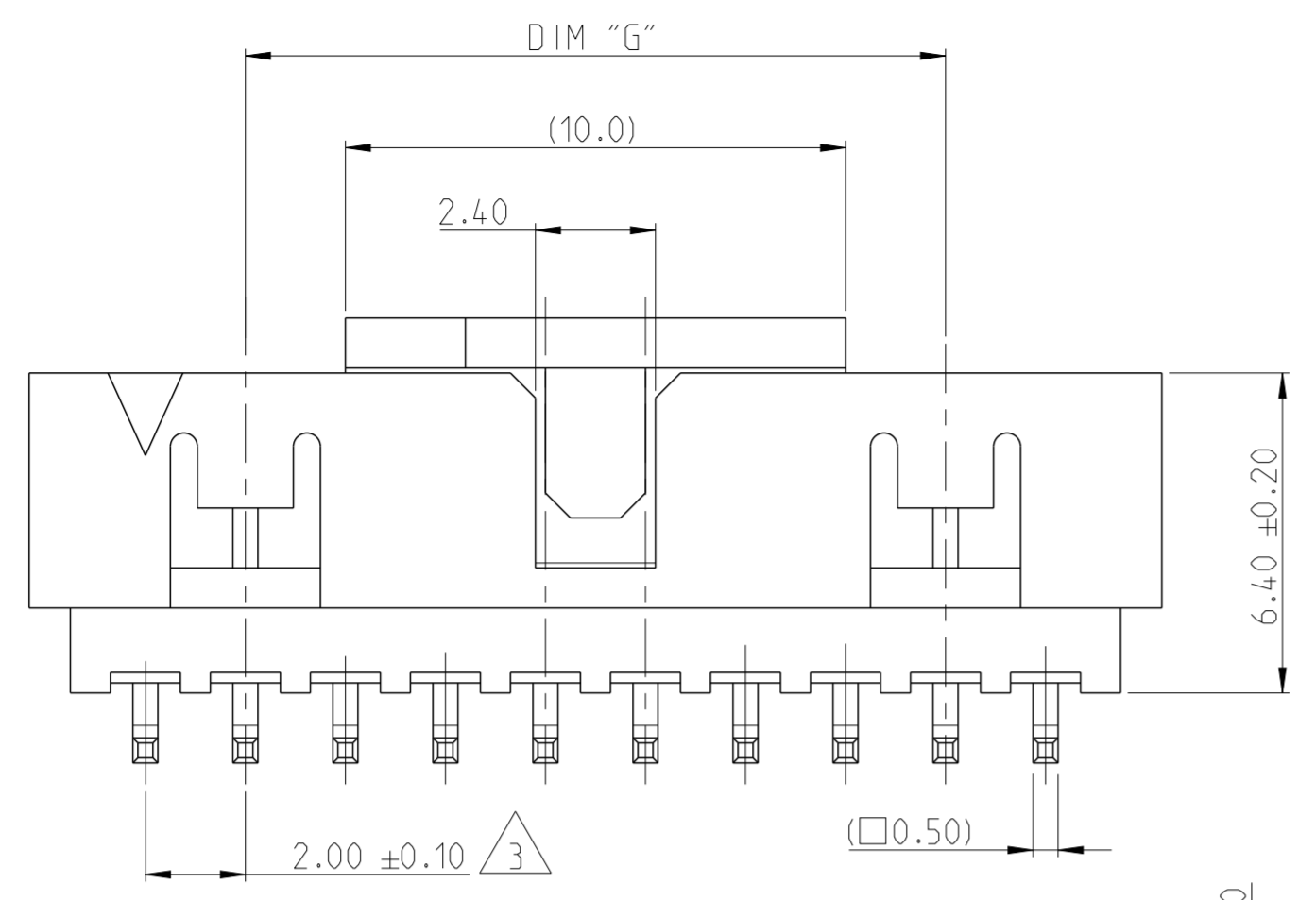
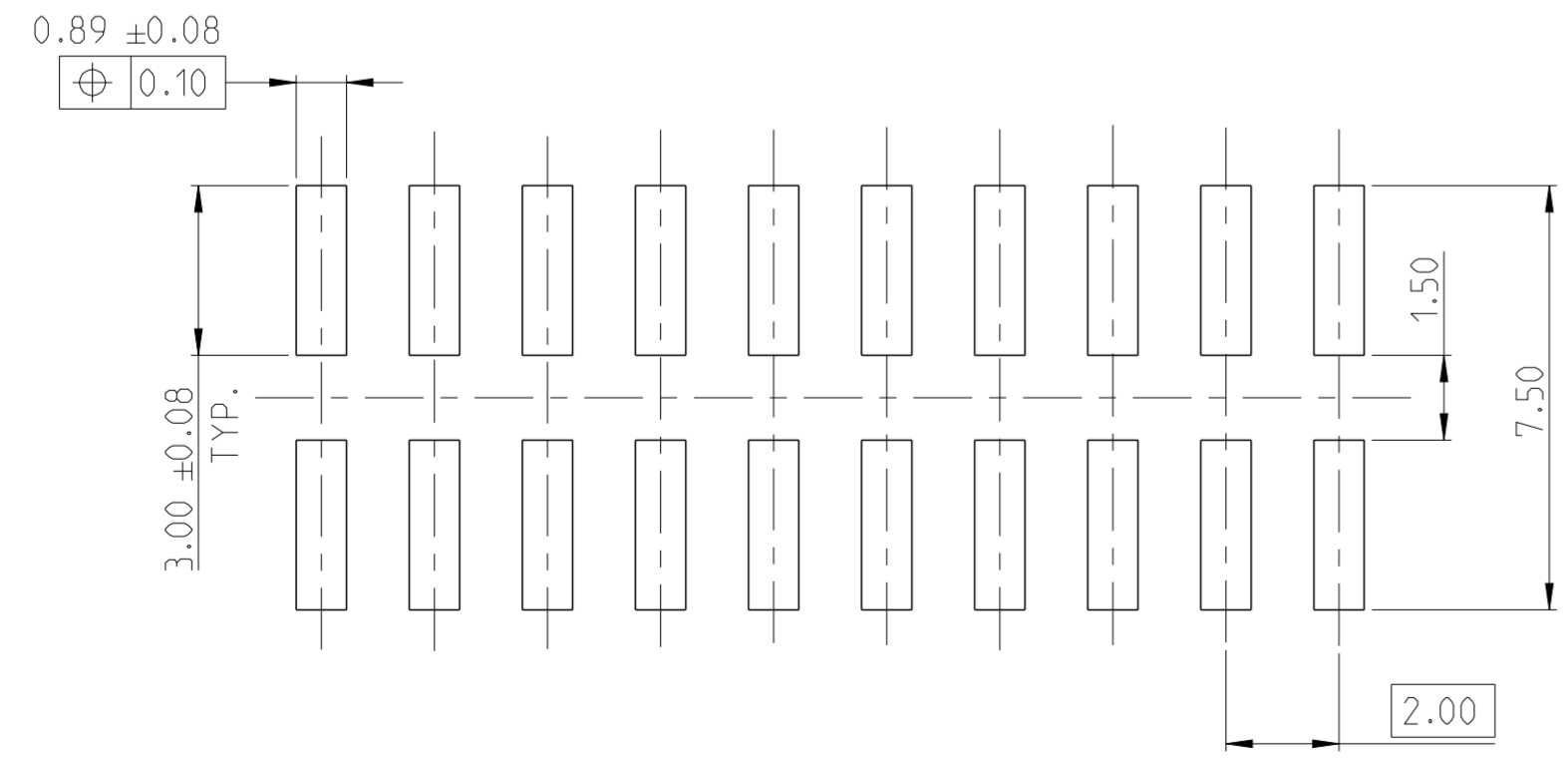
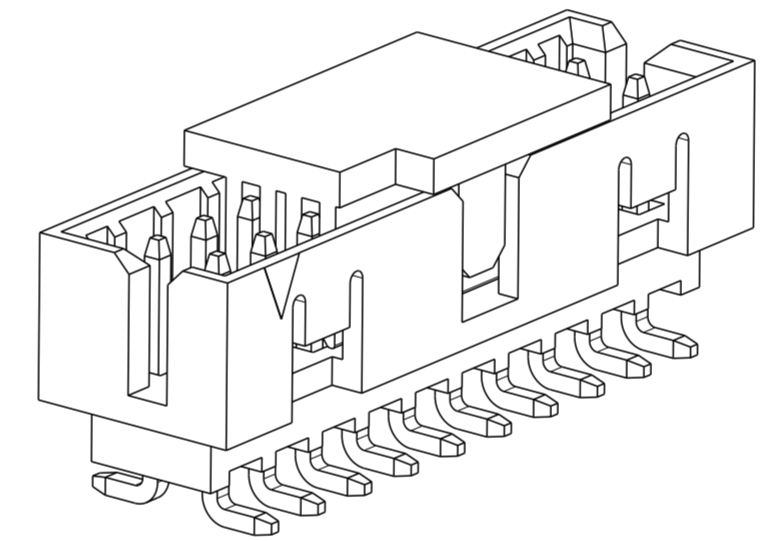
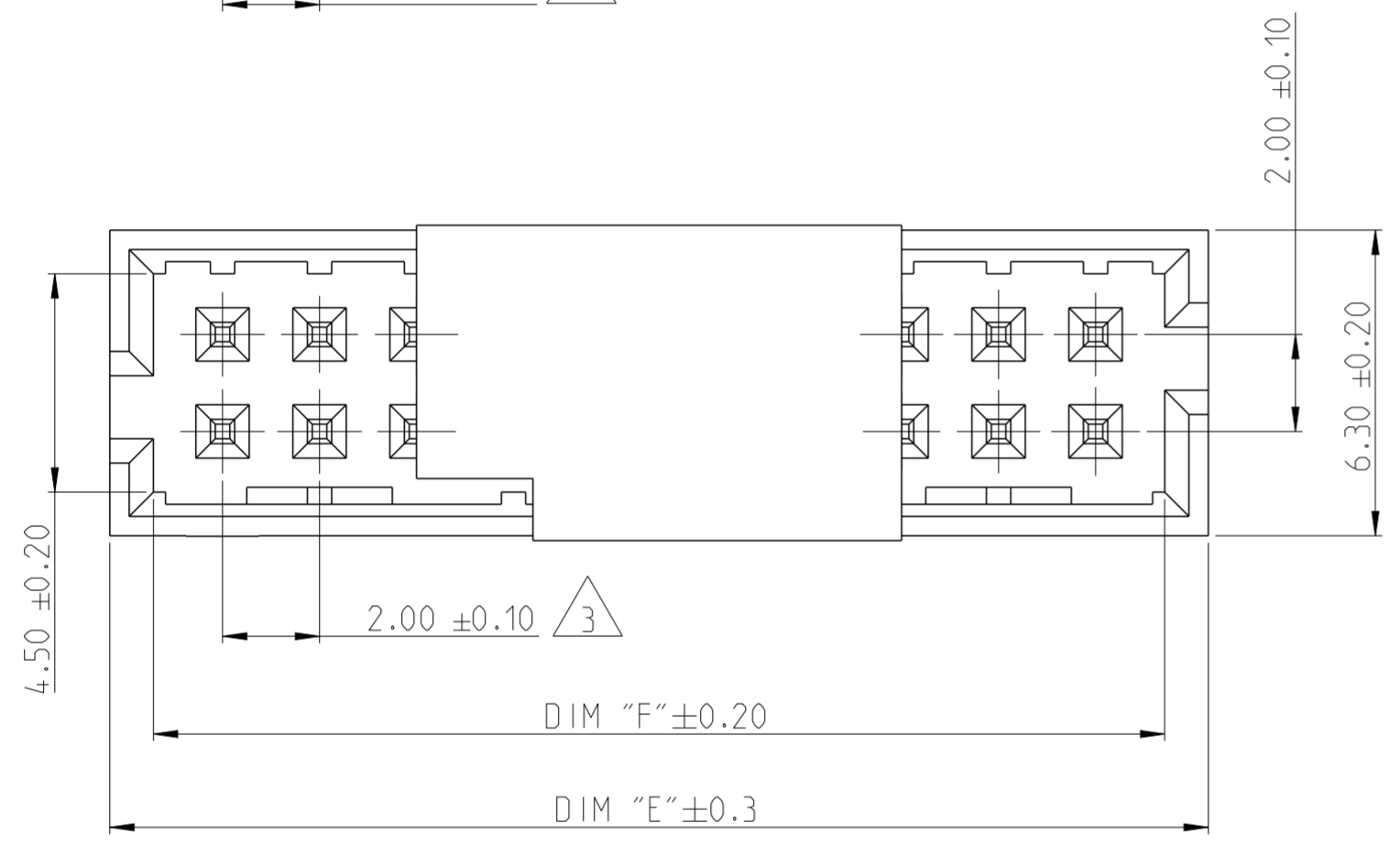


REVISIONS					
P	LTR	DESCRIPTION	DATE	DWN	APVD
A		RELEASE TO PRODUCTION	09DEC2019	AY	PS
A1		DIMENSION F REMOVED FROM PCB LAYOUT	11JUN2020	AY	PS



NOTES:
 1. MATERIAL
 HOUSING & P&P CAP : HIGH TEMPERATURE THERMOPLASTIC, UL94-V0; COLOR- BLACK
 CONTACT PIN : COPPER ALLOY
 FINISH :
 MATING SIDE: MIN. 0.38 μm GOLD OVER NICKEL UNDER PLATING.
 SOLDER SIDE: MIN. 2.0 μm TIN OVER NICKEL UNDER PLATING.
 2. PACKAGING: TAPE AND REEL (WITH PICK AND PLACE CAP)
 3. TOLERANCE NOT CUMULATIVE.



2-2842241-0 AS SHOWN

44	50.85	52.65	50	5-2842241-0
38	44.85	46.65	44	4-2842241-4
34	40.85	42.65	40	4-2842241-0
28	34.85	36.65	34	3-2842241-4
24	30.85	32.65	30	3-2842241-0
20	26.85	28.65	26	2-2842241-6
18	24.85	26.65	24	2-2842241-4
14	20.85	22.65	20	2-2842241-0
10	16.85	18.65	16	1-2842241-6
8	14.85	16.65	14	1-2842241-4
DIM "G"	DIM "F"	DIM "E"	POS.	TE PN.

PICK AND PLACE CAP	3
CONTACT PIN	2
HOUSING	1
DESCRIPTION	ITEM NO.

THIS DRAWING IS A CONTROLLED DOCUMENT.		DWN	12NOV2019
DIMENSIONS: mm		CHK	25NOV2019
TOLERANCES UNLESS OTHERWISE SPECIFIED:		APVD	27NOV2019
0 PLC	±	PRASHANTH S.	
1 PLC	±	PRODUCT SPEC	
2 PLC	±0.25	108-64040	
3 PLC	±	APPLICATION SPEC	
4 PLC	±	114-32259	
ANGLES	±2°	WEIGHT	
FINISH	-	CUSTOMER DRAWING	

TE Connectivity			
NAME: AMPMODU 2mm, SHROUDED HEADER, DUAL ROW, VERTICAL SMD, 0.38 Au, T/R WITH PICK AND PLACE CAP			
SIZE	CAGE CODE	DRAWING NO	RESTRICTED TO
A2	00779	C-2842241	-
SCALE 5:1		SHEET 1 OF 1	REV A1