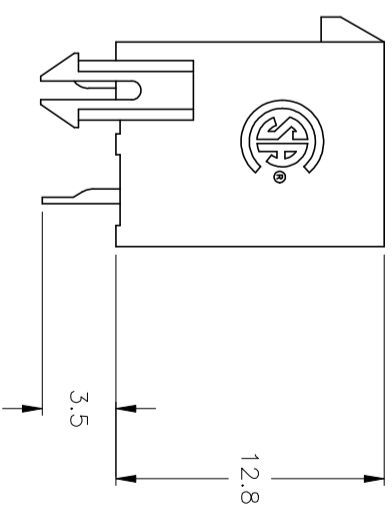
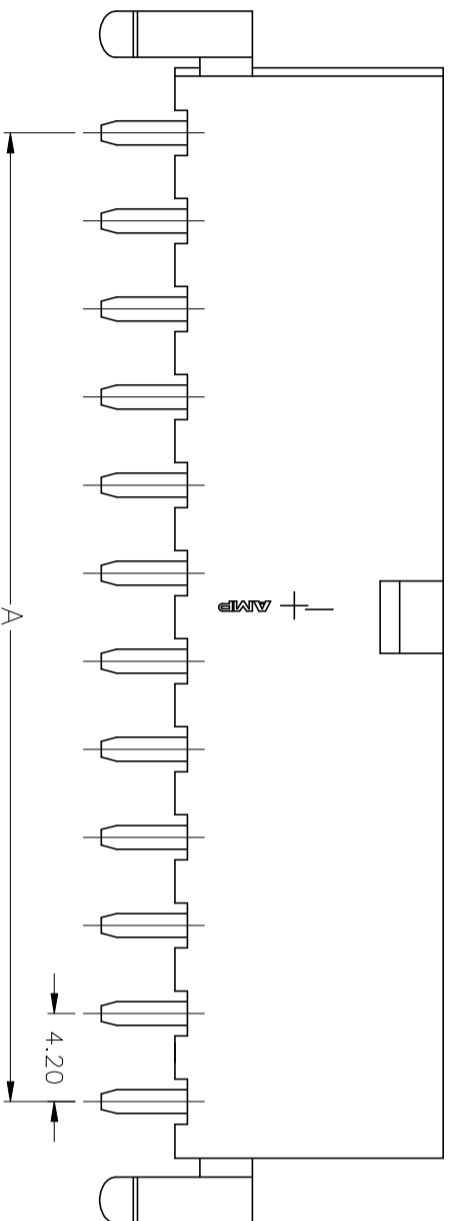
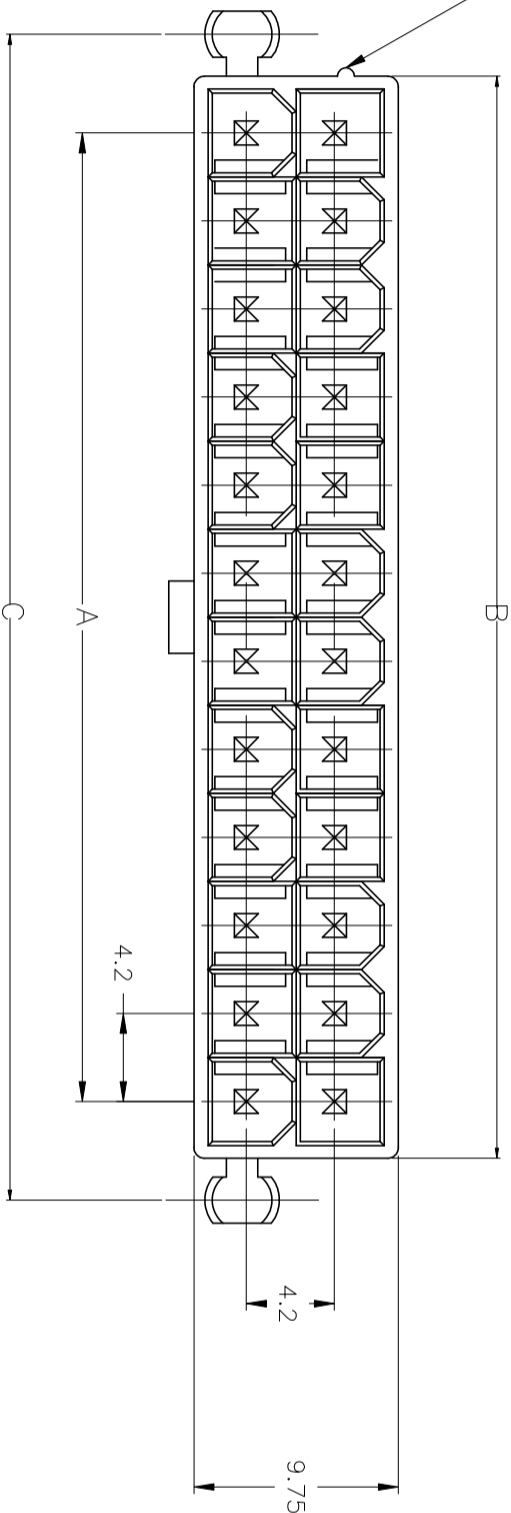


POSITION 1 IDENTIFICATION FEATURE



5.5±0.13

A

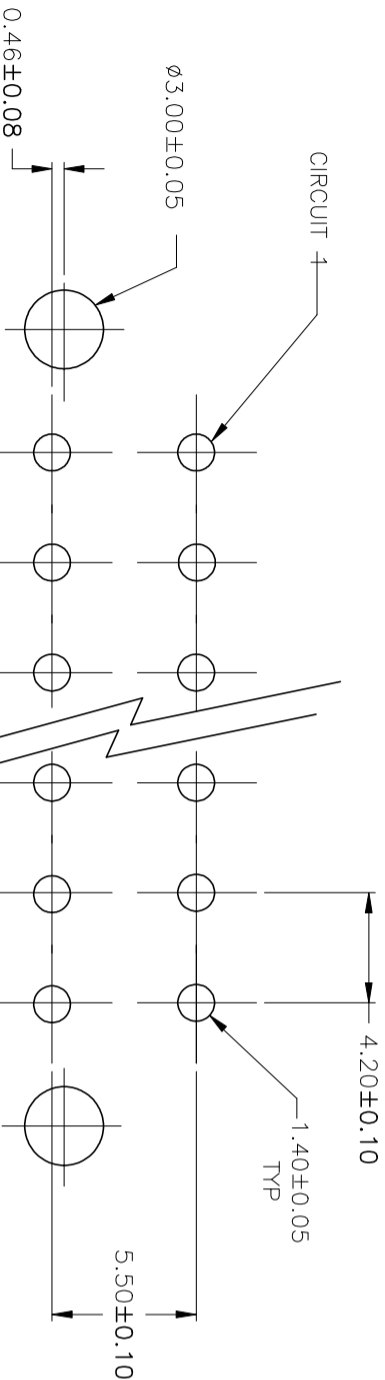
4.20

+

-

12.8

3.5



5.50±0.10

2X

4.70±0.08

4.20±0.10 TYP

4.20±0.10 TYP

0.46±0.08

Ø3.00±0.05

1.40±0.05 TYP

C±0.08

PCB LAYOUT: COMPONENT SIDE
RECOMMENDED BOARD THICKNESS 1.78

REVISIONS			
P	LR	DESCRIPTION	DATE
C		REVISED PER ECR-23-163258	15NOV2023

1 MATERIAL: HOUSING-NYLON, UL94V-0 (COLOR-NATURAL, COLOR OF PARTS MAY VARY) CONTACTS-0.25 [.010] THICK BRASS ALLOY.

2 CONTACT FINISH: 0.002032 [.000080] MIN BRIGHT TIN OVER 0.000381 [.000015] MIN NICKEL OVER ENTIRE CONTACT.

3 MATES WITH VAL-U-LOK(TM) RECEPTACLE HOUSINGS.
4 CONTACT FINISH: 0.00076 [.000030] MIN GOLD PLATE ON PIN MATING SURFACE, 0.003 [.00012] MIN TIN PLATE ON OTHER SURFACE, ALL OVER 0.00127 [.00005] MIN NICKEL BASE PLATE.

2-1586040-4 SHOWN

THIS DRAWING IS A CONTROLLED DOCUMENT.

DIMENSIONS: mm [INCHES]		TOLERANCES UNLESS OTHERWISE SPECIFIED:	
0	PLC	±	0.5
1	PLC	±	0.25
2	PLC	±	-
3	PLC	±	-
4	PLC	±	-
MATERIAL		FINISH	
1		SEE TABLE	
APPROVED		DATE	
S. HOOVER		25-SEP-2002	
CHECKED		DATE	
D. COLEY		25-SEP-2002	
DESIGNED		NAME	
D. COLEY		VERTICAL HEADER WITH PEGS, WITH DRAIN HOLES VAL-U-LOK(TM)	
PRODUCT SPEC		SIZE	
108-2112		A2	
APPLICATION SPEC		CAGE CODE	
114-13172		00779	
WEIGHT		DRAWING NO	
-		1586040	
CUSTOMER DRAWING		SCALE	
		N/A	
		SHEET	
		1 of 2	
		REV	
		C	

1586040