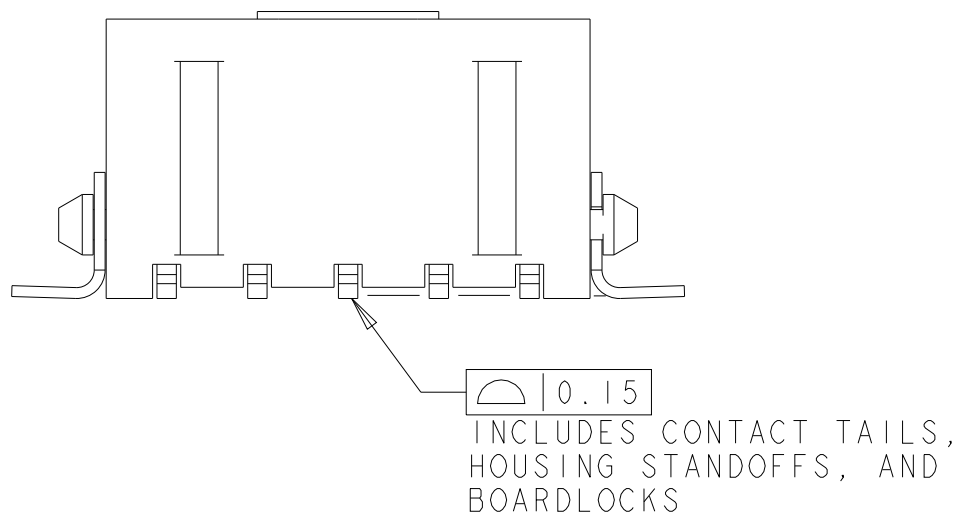
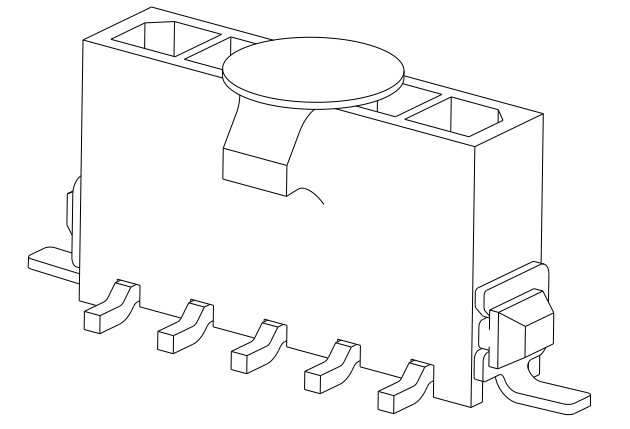
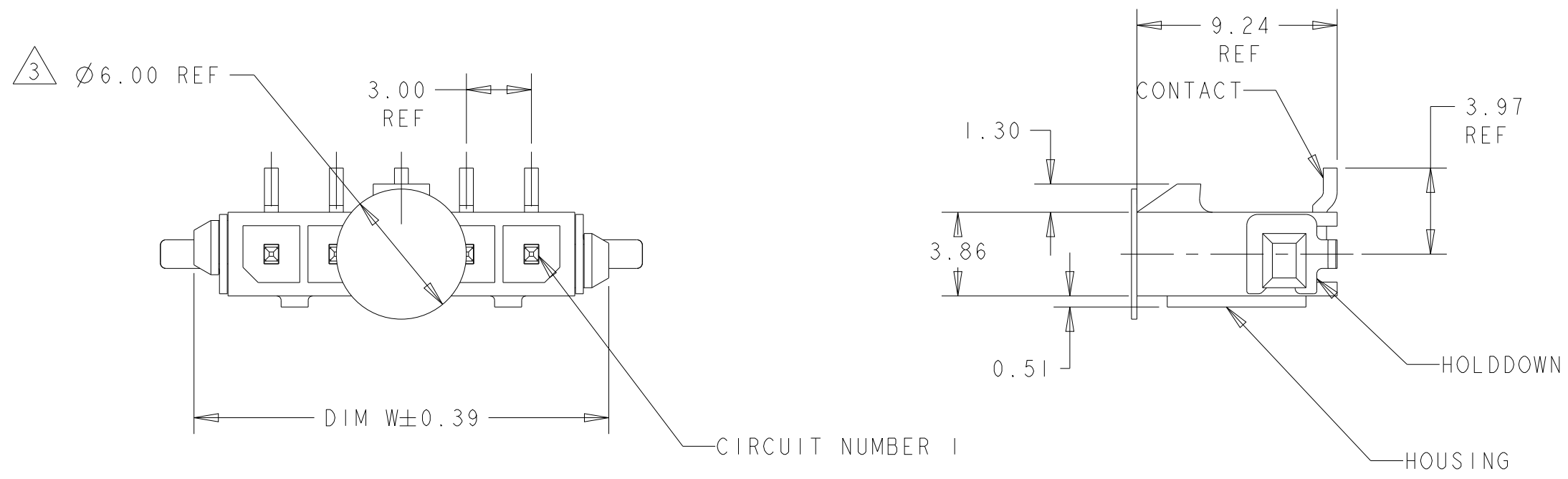


THIS DRAWING IS UNPUBLISHED. RELEASED FOR PUBLICATION 20
 © COPYRIGHT 20 BY - ALL RIGHTS RESERVED.

REVISIONS				
P	LTR	DESCRIPTION	DATE	APVD
C2		REVISED PER ECR-16-011494	20JUN2017	NK CX
C3		ECO-19-006934	13MAY2019	AP WS
C4		REVISED PER ECN-22-158558	16JUN2022	WLS VS
C5		REVISED PER ECN-23-242776	07DEC2023	WLS VS



- 1 MATERIAL: HOUSING - UL 94V-0 RATED HIGH TEMP NYLON, COLOR BLACK.
CONTACTS - BRASS
HOLDDOWNS: - PHOSPHOR BRONZE.
- 2 RECOMMENDED PC BOARD THICKNESS OF 1.57.
- 3 KAPTON VACUUM PICK UP BUTTON.
- 4 PLATING: CONTACTS - 2.54µm MINIMUM MATTE TIN OVER 1.27µm MINIMUM NICKEL.
HOLDDOWNS - 2.54µm MINIMUM MATTE TIN OVER 1.27µm MINIMUM NICKEL.
- 5 COUNTERPART RECOMMENDED IS PN 1445022 OR 2008571 (DASH ACC. TO NUMBER OF POSITION).
- 6 FOR REELING DIRECTION AND PACKAGING TYPE, SEE SPECIFICATION 114-13000.

OBSOLETE	-33.00	40.41	40.00	12	3-1445053-2
OBSOLETE	-30.00	37.41	37.00	11	3-1445053-1
OBSOLETE	-27.00	34.41	34.00	10	3-1445053-0
OBSOLETE	-24.00	31.41	31.00	9	2-1445053-9
	21.00	28.41	28.00	8	2-1445053-8
	18.00	25.41	25.00	7	2-1445053-7
	15.00	22.41	22.00	6	2-1445053-6
	12.00	19.41	19.00	5	2-1445053-5
	9.00	16.41	16.00	4	2-1445053-4
	6.00	13.41	13.00	3	2-1445053-3
	3.00	10.41	10.00	2	2-1445053-2
	DIM Z	DIM V	DIM W	NO. OF POSN	PART NUMBER

THIS DRAWING IS A CONTROLLED DOCUMENT.

DWN	J. ROOT	07OCT2000
CHK	K. WHITAKER	20-FEB-2001
APVD	C. JONES	20-FEB-2001
PRODUCT SPEC	108-1836	
APPLICATION SPEC	114-13000	
WEIGHT	-	
CUSTOMER DRAWING	SCALE 4:1	SHEET 1 OF 2

STE TE Connectivity

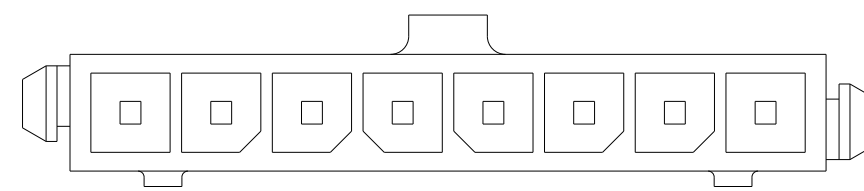
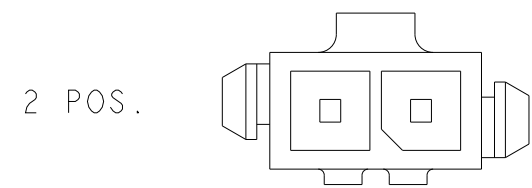
NAME: VERTICAL SURFACE MOUNT HEADER ASSY, TIN CONTACTS, SURF MOUNT HOLDDOWNS, SINGLE ROW, MICRO MATE-N-LOK™

SIZE: A2 CAGE CODE: 00779 DRAWING NO: 1445053 RESTRICTED TO: -

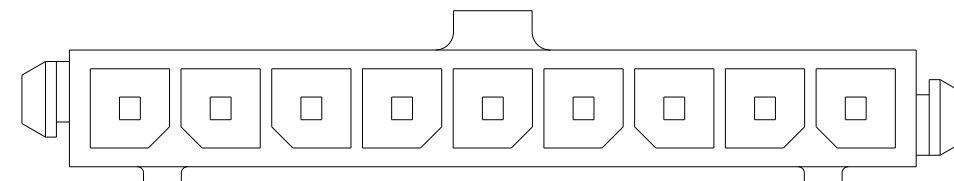
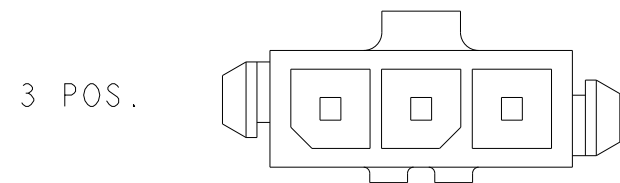
REV C5

THIS DRAWING IS UNPUBLISHED. RELEASED FOR PUBLICATION 20
 © COPYRIGHT 20 BY - ALL RIGHTS RESERVED.

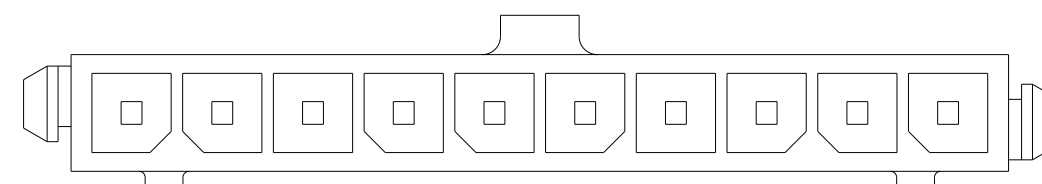
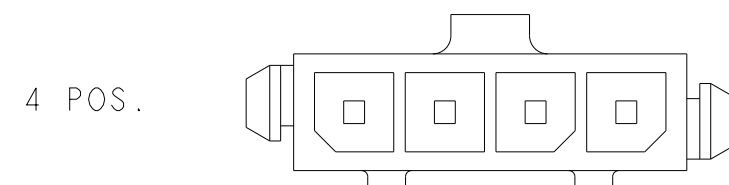
REVISIONS				
P	LTR	DESCRIPTION	DATE	APVD
-	-	SEE SHEET 1	-	-



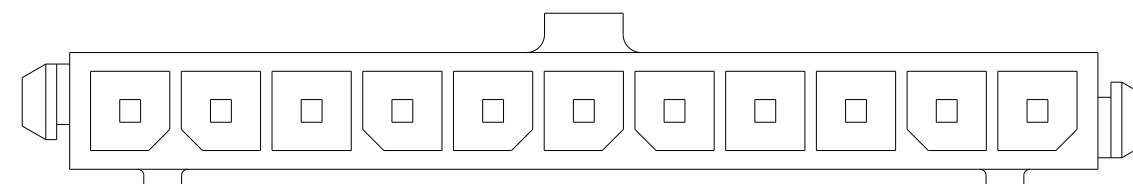
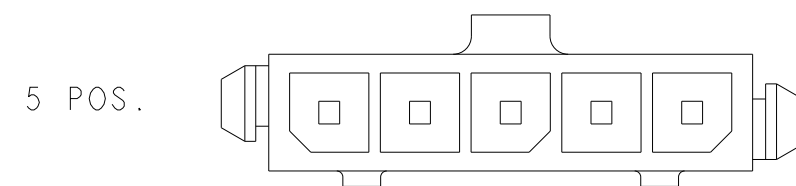
8 POS.



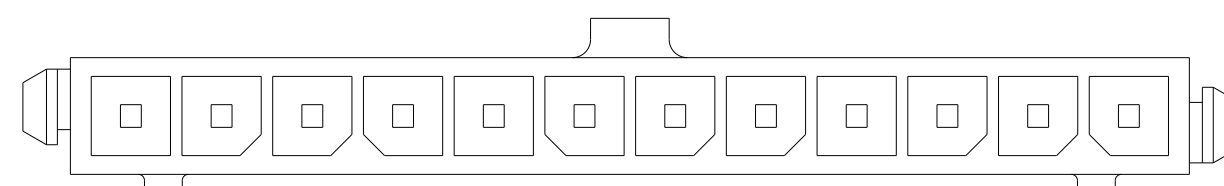
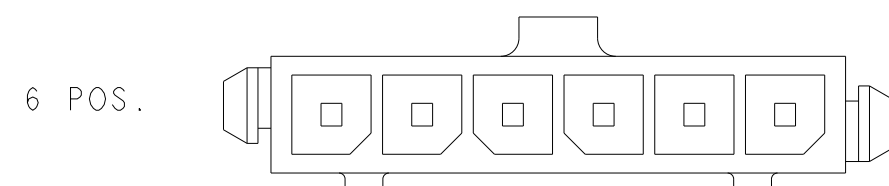
9 POS.



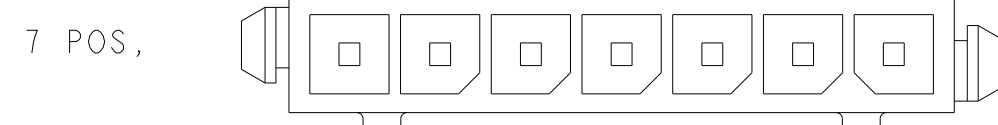
10 POS.



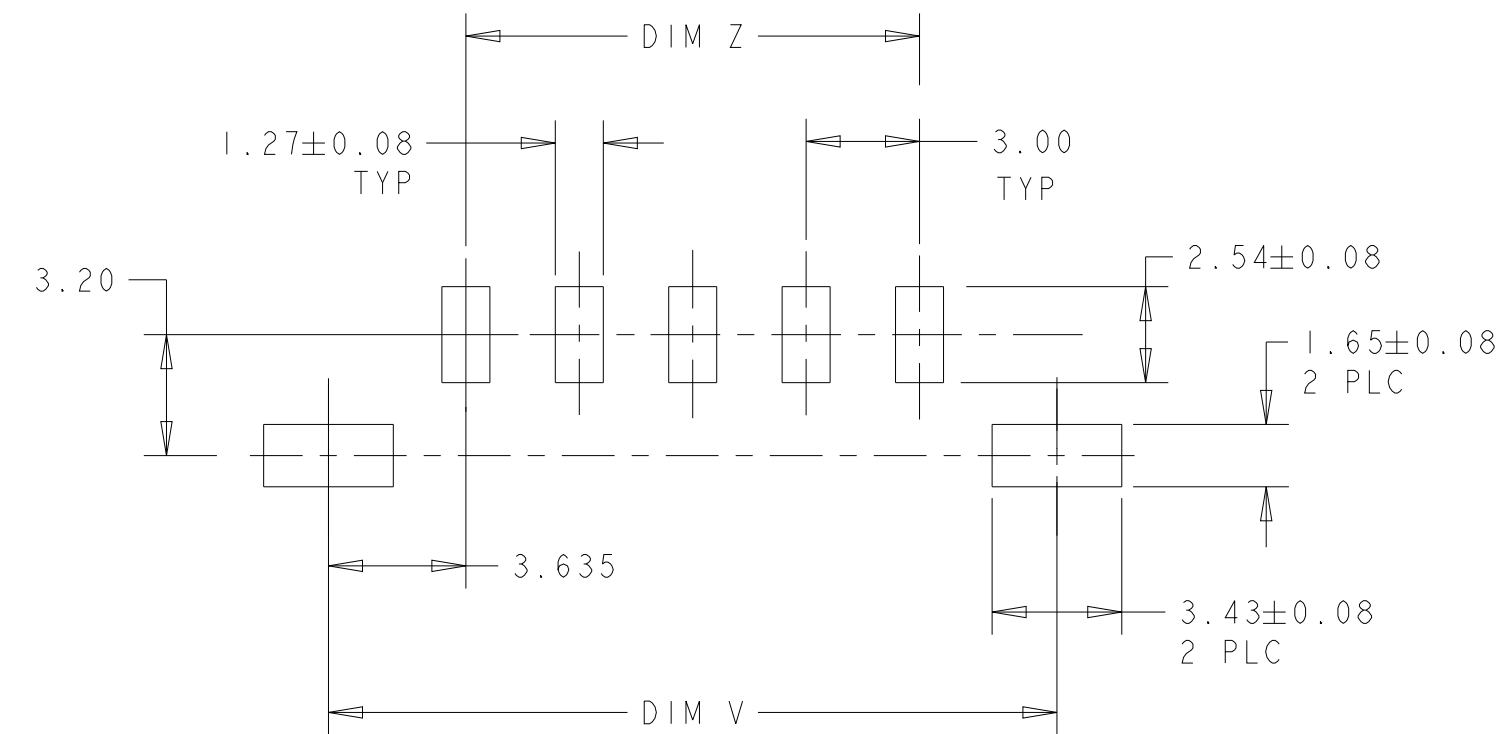
11 POS.



12 POS.



KEYING BY POSITION SIZE



PCB LAYOUT COMPONENT SIDE \triangle

THIS DRAWING IS A CONTROLLED DOCUMENT.		DWN J. ROOT 07OCT2000	TE Connectivity			
DIMENSIONS: mm		CHK K. WHITAKER 20-FEB-2001				
TOLERANCES UNLESS OTHERWISE SPECIFIED:		APVD C. JONES 20-FEB-2001	NAME VERTICAL SURFACE MOUNT HEADER ASSY, TIN CONTACTS, SURF MOUNT HOLDDOWNS, SINGLE ROW, MICRO MATE-N-LOK			
		PRODUCT SPEC 108-1836	SIZE A2	CAGE CODE 00779	DRAWING NO C-1445053	RESTRICTED TO -
MATERIAL -		APPLICATION SPEC 114-13000	SCALE 4:1		SHEET 2 OF 2	REV C5
FINISH -		WEIGHT -	CUSTOMER DRAWING			